

SECTION 7: VIEW REPORTS

Title/Registration Processing

Vehicle Inquiry

Retrieve for update and complete VIN:

Reference number:

View Reports ←

Bank Account Information and Forms

Junk Vehicle VIN:

Reset (cancel) transaction VIN:

Reference number: Title number:

Add Temporary Plate to Log (Applications not processed electronically)

Title Processing for Truck registering IRP

To view Reporting, select the View Reports radio button then select Next.

REPORTING MENU SCREEN

Flag Applications As Mailed To DMV For Further Processing

Reprint Receipt VIN:

View Temporary Plate Log

Applications Completed

Applications In Progress

List junked vehicles

[Enter the reporting period](#)

Start Date (mm/dd/yyyy)

End Date (mm/dd/yyyy)

Flag Applications As Mailed: This report will show all applications that could not be completed due to a system stop (e.g. parking citations or judgments). This report is designed to help you keep track of which applications have been mailed to DMV for manual processing, and which have not. Once a record has been marked as being sent in to DMV, it will no longer appear on future reports.

- Select the checkbox on the left-hand of the report to indicate the application and fees have been mailed to DMV for manual processing.

	Reference #	VIN
<input type="checkbox"/>	904052929	1FAFP52U8WG267511
<input type="checkbox"/>	2488052930	1FALP42T5RF131075
<input type="checkbox"/>	4408052696	2MEBM74F4JX648348
<input type="checkbox"/>	5410052860	1HGCB7544LA026905

- Use the Mail to DOT form with all applications mailed for manual processing.

REPRINT RECEIPT

Flag Applications As Mailed To DMV For Further Processing

Reprint Receipt VIN:

View Temporary Plate Log

Applications Completed

Applications In Progress

List junked vehicles

[Enter the reporting period](#)


Start Date (mm/dd/yyyy)

End Date (mm/dd/yyyy)

- **Enter the VIN to reprint an e-MV11 receipt.**
- **Select**

Your title number is 05326D0020016

Click to view report



Click on the Adobe Acrobat icon to view the e-MV11 receipt.

TEMPORARY PLATE LOG

Flag Applications As Mailed To DMV For Further Processing

Reprint Receipt VIN:

View Temporary Plate Log ←

Applications Completed

Applications In Progress

List junked vehicles

[Enter the reporting period](#)


Start Date (mm/dd/yyyy) ←

End Date (mm/dd/yyyy)

Temporary Plate Log: This report will detail all Temporary Plates issued within a certain time period.

- **Select the Temporary Plate Log radio button**
- **Enter the reporting period Start and End date (mm/dd/yyyy)**
- **Select**

Processing Tip: The starting and ending date refer to the effective date of the temporary Plate, which will coincide with the Delivery Date. If no Start/End dates entered, the report will be for the current day's transactions.



Click on the Adobe Acrobat icon to view the report.

APPLICATIONS COMPLETED

Flag Applications As Mailed To DMV For Further Processing

Reprint Receipt VIN:

View Temporary Plate Log

Applications Completed ←

Applications In Progress

List junked vehicles

[Enter the reporting period](#)

Start Date (mm/dd/yyyy) ←


End Date (mm/dd/yyyy)

Applications Completed: This report will detail all transactions completed within a certain time period. If no Start/End dates entered, the report will be for the current day's transactions.

*****Review this report at the end of each workday to help identify and prepare applications that need to be sent to DMV for Imaging*****

- **Select the Applications Completed radio button**
- **Enter the reporting period Start and End date (mm/dd/yyyy)**
- **Select**

Click to view report

 ←

Click on the Adobe Acrobat icon to view the report.

APPLICATIONS IN PROGRESS

Flag Applications As Mailed To DMV For Further Processing

Reprint Receipt VIN:

View Temporary Plate Log

Applications Completed

Applications In Progress ←

List junked vehicles

[Enter the reporting period](#)


Start Date (mm/dd/yyyy)

End Date (mm/dd/yyyy)

Applications In Progress: This report details transactions that have been Pended (saved), but not yet completed. If no dates are entered for the Start/End date, the report will show all In Progress applications.

- **Select the Applications In Progress radio button**
- **Enter the reporting period Start and End date (mm/dd/yyyy)**
- **Select**

Click to view report

 ←

Flag Applications As Mailed To DMV For Further Processing
 Reprint Receipt VIN:

View Temporary Plate Log
 Applications Completed
 Applications In Progress
 List junked vehicles

[Enter the reporting period](#)
Start Date (mm/dd/yyyy)
End Date (mm/dd/yyyy)

List junked vehicles: This report lists all vehicles that have been junked by this agent in the e-MV11 system. If no dates are entered for the Start/End date, the report will show all vehicles junked.

- **Select the List Junked Vehicles radio button**
- **Enter the reporting period Start and End date (mm/dd/yyyy)**
- **Select**

JUNKED VEHICLE LOG FOR PASSEHLS AUTO SALES - MV5555
For Period: 02/11/2011 to 02/11/2011

Date	VIN
No records returned.	
