


**Wisconsin
Division of Motor Vehicles**

***Facts & Figures
2000***



A Reference Guide

Facts & Figures for 2000 was prepared and published by:

Wisconsin Department of Transportation
Division of Motor Vehicles
4802 Sheboygan Avenue, Room 255
P.O. Box 7911
Madison, WI 53707-7911
U.S.A.
(608) 266-2233
www.dot.state.wi.us

CONTENTS

Abstract (Driver Record)	5
Accident Reporting	7
Accident Statistics	9
Administrative Rules in Calendar 2000	10
Administrative Suspension: Alcohol Concentration	11
Aircraft Registration	12
Alcohol/Drug Review	13
Buyer Identification (BID) Card	14
Certificate of Title	15
Citations and Convictions	17
Commercial Driver License (CDL)	22
Commercial Driver License (Endorsement Types S & P)	24
Commercial Driver License (Endorsement Types T, H & N)	26
Commercial Driving School	28
Consumer Complaint Investigation	29
Dealer Inspection	30
Driver License	31
Disabled Parking Identification Card	33
Disqualificaiton	35
Dealer License	36
Driver License/ID Cards Issued	38
Driver License Knowledge Exam	39
Drivers Licensed by County	42
Drivers Licensed - Probationary	43
Drivers Licensed - Probationary & Regular	45
Driving Skills Test	48
Electronic Title and Registration	50

Employer Notification Program	51
Habitual Traffic Offender	52
Heavy Vehicle Registration & Titling	53
Heavy Vehicle Use Tax (HVUT)	55
Instruction Permit	56
International Registration Plan (IRP)	59
Involuntary Transfer	61
License Plates & Renewal Stickers	62
License Plates Issued	64
Medical Evaluation for Drivers	66
Motor Carrier Audit	67
Motor Carrier Fuel Tax	68
Motor Carrier Insurance	69
Motor Carrier Single State Registration System	71
Motor Vehicle Registrations	72
Motor Vehicle Salesperson License	73
Motorcycle License - Class M	74
New Laws in Calendar Year 2000	78
Occupational License	79
Organ Donor	81
Oversize/Overweight Permit	82
Personalized License Plate	83
Photo Identification Card (ID)	84
Revocation and Suspension	88
Revocation/Suspension Reinstatement	92
Safety Responsibility Administrative Hearings	94
Safety Responsibility Law	95
School Bus Endorsement (S)	97
Telephone and Internet Charge Card Renewal	98
Telephone Authorization	100
Third Party Testing	102
Traffic Safety Programs	103
Traffic Violation & Registration Program (TV&RP)	104
Transportation Fund Revenue	105
Vehicle Emission Inspection Program (I/M)	106
Vehicle/Plate Type Abbreviations	108

What are driver record abstracts?

Driver record abstracts are computer-generated copies of DMV's driver records. Most driver record entries are retained for the preceding five years; however, certain convictions can result in a driver record being retained indefinitely. Driver abstracts contain the following standard information:

- name and address
- driver license or identification card number
- sex and date of birth
- former names
- dates and types of traffic convictions, accidents, restrictions, and withdrawals

Who requests these abstracts?

Federal and state government agencies, county courts and enforcement agencies request information for various reasons. These abstracts are provided at no cost to the users.

Insurance companies, employers, school bus contractors, businesses, and the general public also request information for various reasons. These users pay a fee for the abstracts.

Why does DOT provide this information?

Wisconsin's Motor Vehicle Law and Open Records Law provide that anyone who requests and pays the appropriate fee and is accompanied by a completed Vehicle/Driver Record Information Request form (MV2896) can obtain any person's driver record information.

What is MV2896?

The Federal Drivers' Privacy Protection Act became effective on April 13, 2000, causing any request for driver record information to be accompanied by a MV2896 (DPPA) form. The form requires information regarding the requester, name of person about whom record(s) are being requested and authorization for the information.

Is any information confidential?

Medical information is confidential and is only released if the driver has signed a release authorization form.

Certain information on juveniles (such as suspensions for juvenile alcohol and truancy) is also confidential and will only be released to courts, law enforcement and, in some cases, parents or guardians.

Social Security numbers are used for driver licensing purposes and are not available to the public.

Identification (ID) card information is also confidential and can only be released to the following: the courts; district attorneys; county corporation counsels; city, village or town attorneys; law enforcement agencies; the ID card holder; or to the parent/legal guardian of an ID card holder who is under 18 years of age.

Can drivers request suppression of personal identifiable data on files used for marketing and research?

Yes, customers can "opt out" by completing MV3592. If 10 or more records are requested, their personal identifiable data will be suppressed. There are currently 154,991 driver records containing

the “opt out” notation. Forms can be obtained at all DMV Service Centers.

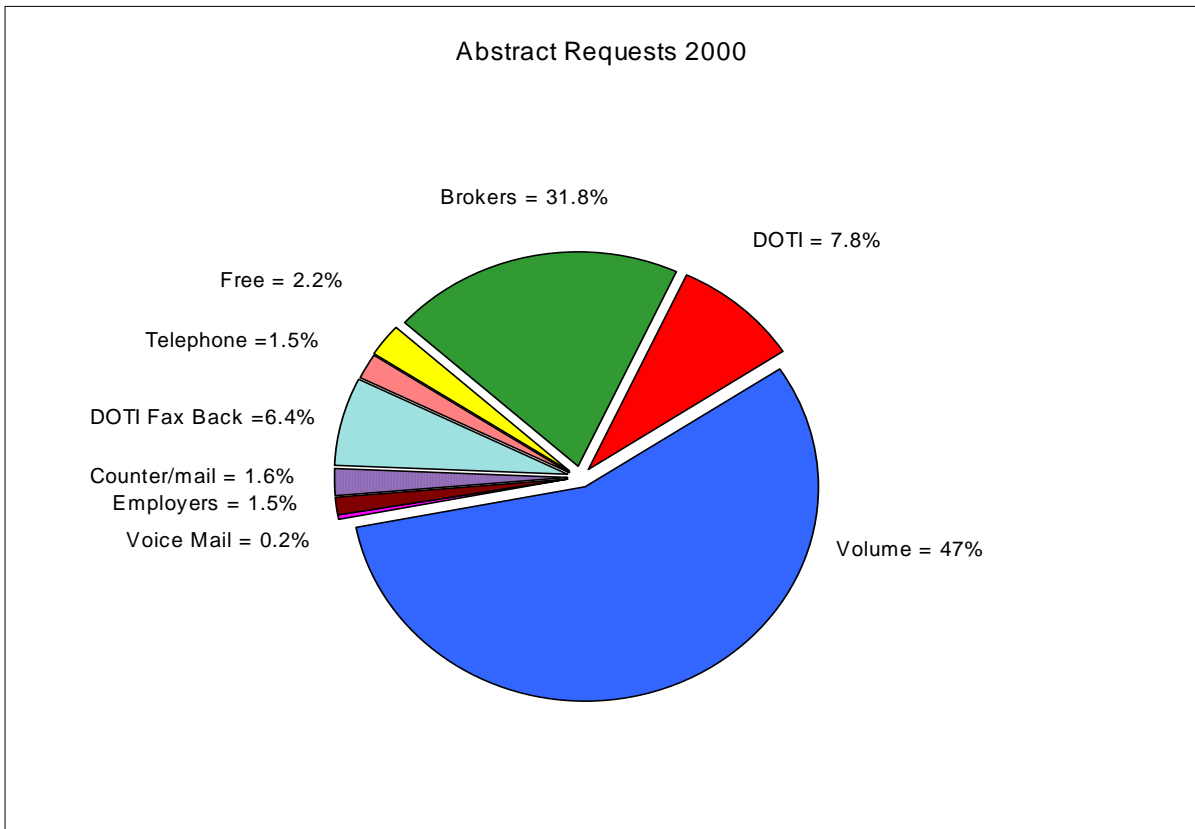
How are requests made?

Requests can be made in writing or in person, at Hill Farms Room 334 in Madison. Some large volume requesters maintain telephone accounts for immediate response by our computerized automated voice system (DOTI), or telephone personnel. Other volume users provide computer tapes of requests, for next-day return of abstract information.

Written copies of abstracts are \$3 each. Telephone account holders pay \$4 per request when they receive information over the phone from an operator in addition to a printed abstract. Telephone account holders may receive information via DOTI, at \$3 per inquiry.

For more information contact:

Bureau of Driver Services
Records and Licensing Information Section
Customer Service Unit
(608) 266-2353
rlis.dmv@dot.state.wi.us



Source: Bureau of Driver Services, Records and Licensing Information Section

When must an accident be reported?

An accident must be reported when it results in:

- injury or death of a person
- \$1,000 or more total damage to property owned by any one person
- damages of \$200 or more to government property (except motor vehicles)

Who reports accidents to the State of Wisconsin?

Generally, law enforcement agencies investigate and file the written reports with the DMV. In those reportable accidents where an enforcement agency does not investigate and/or file a report, the people involved are required to file one. Report forms are available from the division, law enforcement agencies and DMV Service Centers located throughout the state or at www.dot.state.wi.us/dmv/accident.html

What does the Department do with information that is reported?

DMV creates an accident entry on the driver record of each driver shown on the accident report. Although fault is not indicated on the driving record, DMV follows-up on accident reports to ensure at-fault drivers are insured or make alternative arrangements to cover their accident liability. Accident entries remain on the driver record for 4 years from the date of the accident.

DMV enters and stores detailed information from the accident report form into a computerized system. The accident diagram, narrative and the names and addresses of uninjured occupants and witnesses are not stored on the computer.

Who uses accident data?

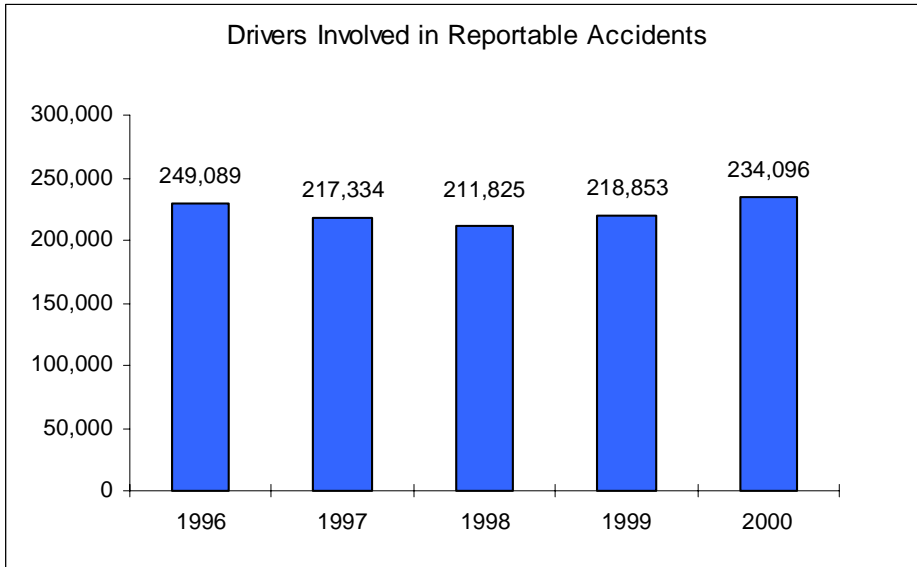
Primary users of accident data are:

- the Department of Transportation for analysis of highway safety
- the DMV for administration of the Safety Responsibility Law
- law enforcement agencies for selective enforcement
- Traffic Safety Commissions and traffic engineers for safety and elimination of hazards
- driver educators, legislators, insurance companies and other interested parties
- County Highway Safety Commissions to meet their duties under S. 83.013, Wis. Statutes
- Local units of government to target specific accident locations

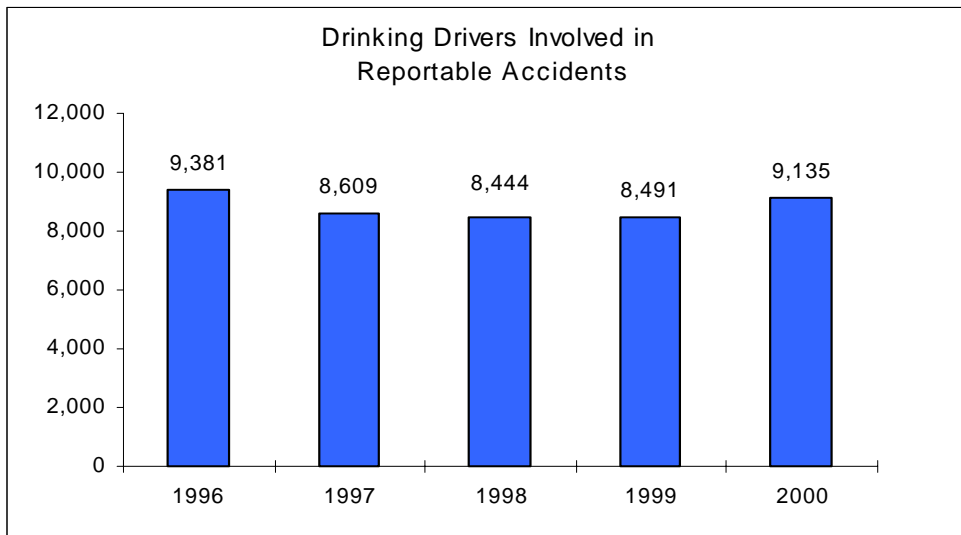
For more information contact:

Bureau of Driver Services
 Traffic Accident Section
 (608) 266-8753
traffic-accidents.dmv@dot.state.wi.us

Year 1999 information available in May, 2001



Source: Bureau of Driver Services, Traffic Accident Section



Source: Bureau of Driver Services, Traffic Accident Section

**Total Accidents by Accident Severity
with
Licensed Drivers and Registered Vehicles
16-Year Summary**

Year	Fatal Accidents	Injury Accidents	Property- Damage Accidents	Reportable Accidents	Persons Killed	Persons Injured	Licensed Drivers	Registered Vehicles
1984	716	40,239	78,881	119,836	834	58,573	3,192,135	3,493,737
1985	672	41,647	87,296	129,615	750	60,363	3,265,322	3,418,789
1986	661	41,547	84,754	126,962	757	60,557	3,288,517	3,613,124
1987	729	42,031	87,834	130,594	817	61,500	3,313,791	3,690,578
1988	710	40,769	92,791	134,270	813	58,925	3,329,557	3,764,880
1989	714	42,673	99,395	142,782	817	62,108	3,357,339	3,839,647
1990	672	42,395	99,889	142,956	763	62,529	3,394,203	3,907,343
1991	675	40,916	97,142	138,733	795	60,055	3,473,236	3,982,901
1992	579	40,792	96,451	137,822	645	60,142	3,481,421	4,018,786
1993	616	41,215	100,453	142,285	703	60,901	3,502,347	4,129,519
1994	616	43,783	103,947	148,346	706	66,417	3,554,003	4,172,462
1995	656	43,846	104,362	148,864	739	66,233	3,601,619	4,268,619
1996	656	43,773	92,269	136,698	759	66,048	3,723,685	4,241,260
1997	631	41,962	87,361	129,954	721	63,166	3,672,469	4,503,904
1998	628	41,594	83,609	125,831	709	62,236	3,709,957	4,449,217
1999	675	41,345	88,930	130,950	745	61,577	3,733,077	4,713,643

Year 2000 statistics available in May, 2001

Accident Reporting Threshold Changes:

- December 20, 1979 Property damage threshold increased from \$200 to \$400 combined damage. \$200 threshold for government owned property.
- July 31, 1981 Property damage threshold \$500 to “any one person’s property.” \$200 threshold for government-owned property.
- April 19, 1988 Property damage threshold \$500 to “any one person’s property.” Government-owned property changed to \$500 for government-owned vehicles, and \$200 for all other government-owned property.
- January 1, 1996 Property damage threshold changed to \$1,000 to “any one person’s property.” Government-owned property changed to \$1,000 for government-owned vehicles, but remained at \$200 for all other government-owned property.

Note: The “reporting threshold” is the minimum set of criteria that must be met before an accident is considered to be reportable. The above represent changes to the reporting threshold over recent years.

10 Administrative Rules in Calendar 2000

Trans 131 - Amended this rule which governs the emission inspection program so the requirement for an emission test upon vehicle transfer is required if no test had been done within 180 day (amended from 90 days) before transfer.

Effective 9/1/00.

Trans 134 - Amended this rule governing authorized special group plates to allow restricted plates and specify procedures for restricted plates.

Effective 11/1/00.

Trans 142 - Amended so rule language defining 'recreational vehicle' agrees with statutory definitions recently enacted.

Effective 9/1/00.

What is an administrative suspension?

The administrative suspension law provides for the withdrawal of a person’s operating privilege if he or she is arrested for operating a motor vehicle with a prohibited alcohol concentration.

The arresting officer takes possession of the license and issues a notice of intent to suspend. The notice serves as a driving receipt and is valid for 30 days.

The driver has 10 days during which to request a review of the suspension. If no review is requested, or if a review is held and the outcome is adverse to the person, the suspension will take effect 30 days after the notice of intent to suspend is issued.

What is the length of a suspension?

The suspension is for a period of six months. It does not allow retention of any part of the operating privilege.

Who orders the suspension?

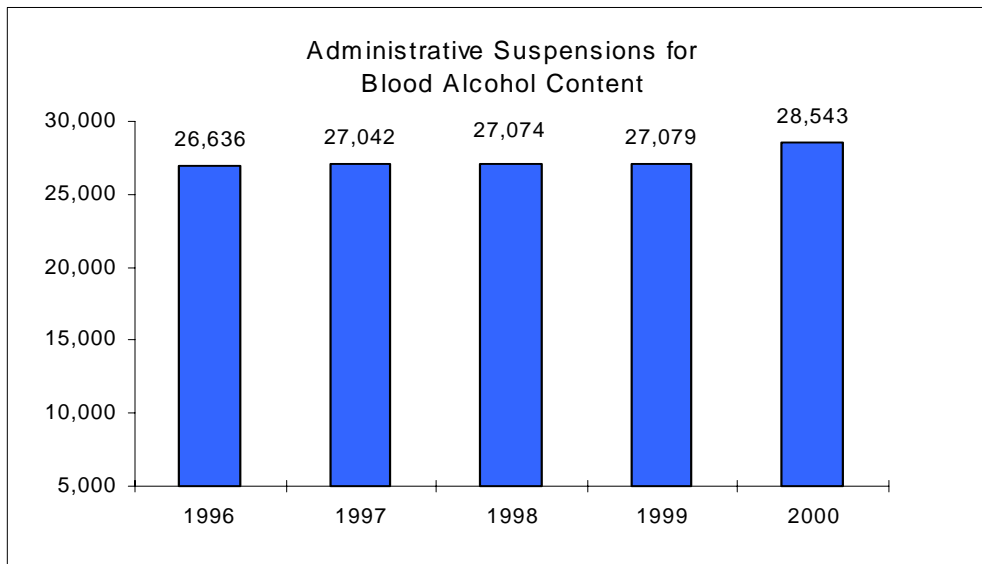
The DMV administratively suspends the person’s privilege. The person must still go through the usual court procedures for the OWI arrest, which may result in additional sanctions against the person’s operating privilege.

Is an occupational license available?

A person may petition for an occupational license immediately under an administrative suspension.

For more information contact:

Bureau of Driver Services
Revocations and Suspensions Section
(608) 266-2261
cnr.dmv@dot.state.wi.us



Source: Bureau of Driver Services, Report #P7011924-2

12 Aircraft Registration

What is aircraft registration?

Private non-commercial aircraft based in Wisconsin are required to either obtain registration or file for an exemption. Wisconsin aircraft registration was first implemented in the 1950s at the same time that private aircraft were exempted from the local property tax. The Federal Aviation Administration (FAA) issues Federal registration for aircraft.

Do aircraft actually have license plates?

No. All aircraft are issued an "N" number by the FAA, for example "N-1234." This number must be displayed on a visible part of the aircraft. Having an "N" number does not mean that registration is current. Aircraft are issued a certificate of registration similar to the certificate of registration issued for highway vehicles.

Why is DMV now registering aircraft?

Aircraft registration was previously handled by the Bureau of Aeronautics in the Division of Transportation Infrastructure Development. DMV staff are registration experts, efficiently handling almost 4 million vehicle renewals annually. Aircraft registration is very similar to vehicle registration. There are 21 weight categories for registration fees, annual and biennial registration. There is a registration category of antique aircraft very similar to antique and collector motor vehicles. There are a number of aircraft types that are exempt from registration fees. Even the aircraft registration form looks very much like DMV's MV1 form.

How is aircraft registration enforced?

All aircraft using federal or state-financed airports must be registered with the FAA in order to use a publicly-financed airport. A match with DOT and FAA records is done annually to check for non-registered aircraft. Owners of unregistered aircraft are contacted by DOT. If aircraft registration fees are not paid, the FAA is contacted and a lien is placed on the aircraft listing DOT as a lienholder. This FAA lien is not removed until all fees, including late penalties, are paid to DOT. Bureau of Aeronautics staff on airport inspection trips will check for unregistered aircraft. If any unregistered aircraft are found, the owner will be sent a letter by DMV. Airport operators are also instructed to check for unregistered aircraft. As revenue from aircraft registration goes to Wisconsin airport maintenance and improvement funding, there has been very good cooperation with aircraft owners and airport operators in finding unregistered aircraft.

What is the annual volume for aircraft registration activities?

Registered aircraft as of December 31, 2000: 7,664
Renewals processed annually: 2,945, based in WI
Unregistered aircraft found through FAA match: 450
Late renewal notices sent: 240

For more information contact:

Bureau of Vehicle Services
Vehicle Registration and Titling Unit
(608) 266-1861

What is an alcohol and drug assessment?

An alcohol or drug assessment is an interview between a driver and an alcohol and other drug abuse (AODA) assessor. The assessor identifies the driver's alcohol/drug use. As part of the assessment, the assessor develops a driver safety plan for the driver. 33,672 assessments were completed in 2000.

When is an assessment required?

Anyone convicted of operating while intoxicated (OWI) is required to contact an approved assessment facility within 72 hours of conviction. Anyone with multiple OWI arrests/convictions over a specified period of time is ordered by WisDOT to have an assessment within 45 days. Second and subsequent OWI convictions require completion of an assessment before eligibility for an occupational license. An individual may voluntarily obtain an assessment after an arrest.

What are driver safety plans?

Driver safety plans are training or rehabilitation plans based on findings. For example, when an assessor identifies drivers as:

- **Irresponsible Users**, they are generally sent to a Group Dynamics-Traffic Safety program
- **Irresponsible Users - Borderline**, they are generally a combination of education and short-term, outpatient counseling
- **Having Suspected Chemical Dependency**, they are generally sent to outpatient treatment programs
- **Chemically Dependent**, they are generally sent to inpatient or intensive outpatient treatment programs

What happens after the driver completes an assessment?

The assessor submits a report to the DMV. The Compliance and Restoration Section in the Bureau of Driver Services screens the report to see whether:

- the assessment and driver safety plan are appropriate
- the assessor recommends the individual for a license
- the assessment mentions all OWI related offenses

The person may be eligible for a license once the plan is submitted.

What happens to non-compliant drivers?

All licenses are suspended, including occupational licenses, if a person receives another arrest for OWI while in a plan or does not:

- appear for an assessment
- comply with a Driver Safety Plan
- pay the fee for the assessment or the Driver Safety Plan

In 2000, Compliance and Restoration processed 23,898 non-compliance cases.

For more information contact:

Bureau of Driver Services
Compliance & Restoration Section
Alcohol/Drug Review Unit
(608) 261-8202
cnr.dmv@dot.state.wi.us

14 Buyer Identification (BID) Card

What is a BID card?

A Buyer Identification (BID) card is a piece of identification which permits the holder to attend salvage auction pools. DMV licenses persons who wish to purchase damaged motor vehicles from motor vehicle salvage pools. The BID card holder must be an employee of a licensed dealer and may hold BID cards for more than one dealer at a time.

What are the requirements?

Buyer Identification card holders must be:

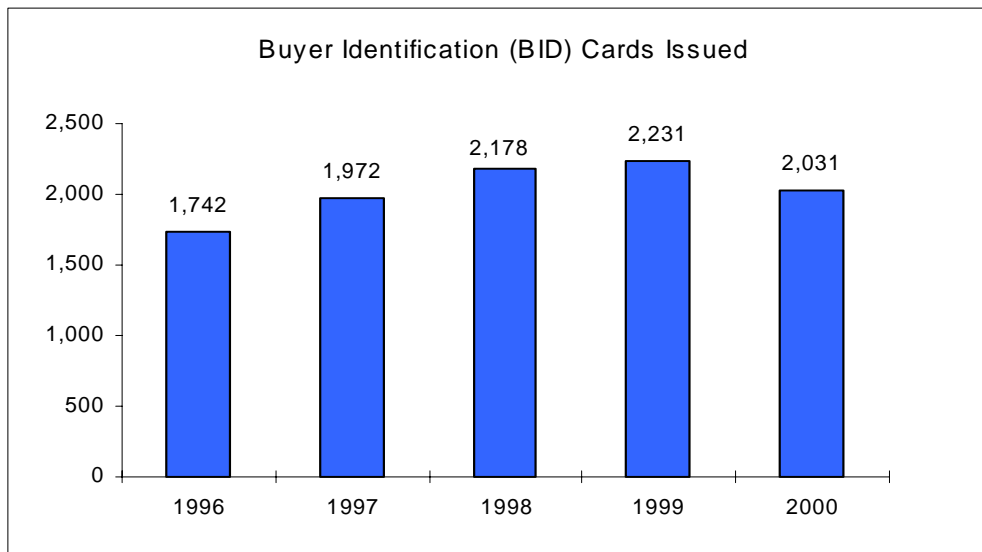
- a motor vehicle dealer, wholesaler, or salvage dealer licensed in Wisconsin or another jurisdiction;
- or an employee of a motor vehicle dealer, wholesaler or salvage dealer
- of good character

What does a BID card cost?

The annual fee is \$6. The fee for a replacement card or renewal is also \$6. Fees of Wisconsin dealers and their employees are collected for two years and licenses are issued for two years. Out-of-state BID card holders are issued a card good for the current calendar year.

For more information contact:

Bureau of Vehicle Services
Customer Service Unit
(608) 266-1425
dealers.dmv@dot.state.wi.us



Source: Business Licensing Unit Work Statistics

What is a title?

A Certificate of Title is evidence of vehicle ownership.

When is a title issued?

The DMV issues a title when it has confirmed who owns the vehicle.

What documents are required?

An application for title requires the following documents:

- Application for Title/Registration, Form MV1, if private (non-dealer) sale of an auto or MV11 (dealers only)
- Odometer Mileage Statement (on the title or Form MV2493) signed and dated by the former owner
- Proof of ownership (Manufacturer's Statement of Origin for a new vehicle or the current Certificate of Title/Ownership from Wisconsin or another jurisdiction, properly signed by the sellers)

Some transactions require additional documents.

How do I title and register my homemade trailer?

Complete an MV1 form indicating the weight at which you wish to register the trailer. Attach information on the type of trailer, width, length, axles, year built and the builder. DMV will issue a Vehicle Identification Number (VIN). You then need to permanently attach this VIN to the trailer and have it inspected by either a licensed motor vehicle dealer or police officer. After you have returned the inspection form, DMV will issue a title and registration.

What does a title cost?

The fee for filing an application for the first, or *original* title, or a title transfer, is \$22.00. State and County sales taxes and a tire fee may also apply, as well as registration fees for vehicle operation on Wisconsin highways. Notation of a security interest (lien holder) costs \$4. Replacement titles — lost, stolen or mutilated — cost \$8.

What appears on a title?

The "facts" which appear on a title include:

- the name and address of the owner
- a description of the vehicle, including make, identification number and any other information reasonable for the identification of the vehicle
- the name of secured party (lien holder) if applicable
- odometer reading information
- the license plate number assigned to the vehicle at the time title is issued
- if a replacement title, Replacement Title Notation
- title branding — if applicable
- undisclosed Security Interest — if applicable
- previously titled in another state — if applicable

16 Certificate of Title

Where do I apply for a title?

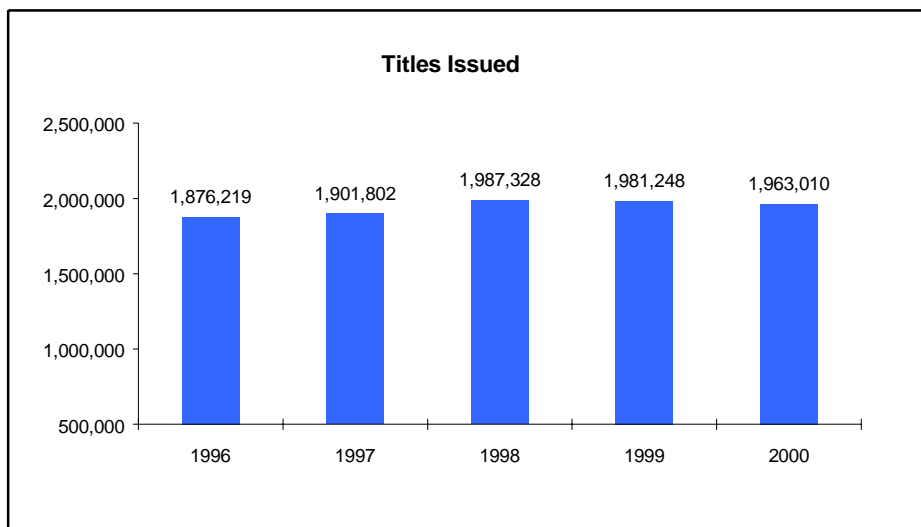
A title application may be mailed to:

Wisconsin Division of Motor Vehicles
P.O. Box 7949
Madison, WI 53707-7949

or, for an additional \$5 counter service fee, taken to one of the DMV Service Centers around the state which offer registration service.

For more information contact:

Bureau of Vehicle Services
Research and Information Unit
(608) 266-1466
bur-veh-services.dmv@dot.state.wi.us



What are citations?

Enforcement officers issue traffic citations (tickets) to drivers for violations of traffic laws. Most citations are written on the Wisconsin Uniform Traffic Citation (UTC) form. Each citation must be resolved by a court action.

What are convictions?

A traffic conviction results from a guilty plea or court finding of guilty when a person is cited for a traffic violation. When a court finds a driver guilty of a charge, the person usually pays a fine or forfeiture and is assessed demerit points on point assessable offenses.

What happens to citations and convictions?

The courts forward all citations to the DMV who edit, sort and microfilm the citations before sending them to a vendor for data entry. The vendor creates a computer tape that updates the driver record with the convictions. Some courts transmit citations electronically to DMV.

Why are they recorded on the driver record?

DMV is required to record convictions to establish a person's driving history. The DMV maintains this history of Wisconsin drivers to determine when licensing action is necessary. Some single convictions require that DMV take licensing action. Other times a driver's accumulation of demerit points triggers an action.

How long does a conviction remain on the record?

In general, convictions remain on the driver record for five years from date of conviction. There are some situations, however, where entries remain on the record beyond five years. These include non-compliance with a driver safety plan, unsatisfied damage judgments, all commercial motor vehicle disqualifying convictions and alcohol related convictions.

Do convictions from other states affect a person's Wisconsin record?

Yes, when Wisconsin drivers are convicted in other states DMV enters the convictions on the Wisconsin driver record but without points being assessed. With a serious offense, such as operating while intoxicated, drivers may lose their Wisconsin license.

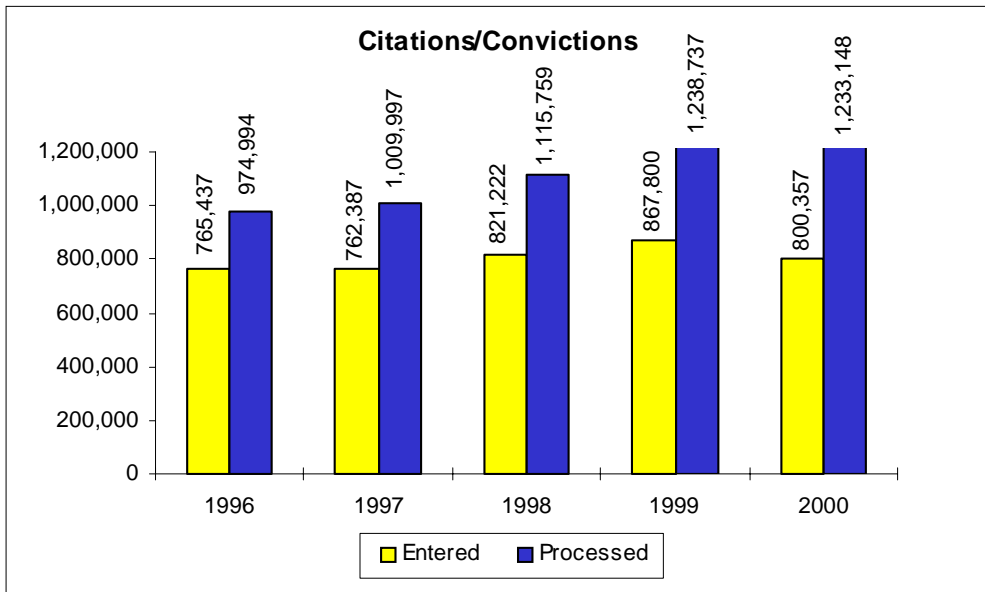
What happens to out-of-state drivers?

When a nonresident is convicted in Wisconsin, DMV notifies the driver's home state of the offense so that state can take appropriate action. A Wisconsin driver record is created for major offenses and license actions are entered the same as for a Wisconsin driver.

For more information contact:

Bureau of Driver Services
Records and Licensing Information Section
(608) 266-2353
rlis.dmv@dot.state.wi.us

18 Citations and Convictions



Source: Bureau of Driver Services, Report #P7011923-2 (convictions entered); Records and Licensing Information Section (convictions processed)

'Entered' means convictions were posted to the Driver Record.

'Processed' includes convictions posted to the Driver Record and those that do not post to the Driver Record. For example, tickets that are written to out-of-state drivers, to companies, that are dismissed, or not guilty, etc., still need to be sorted, filmed, and processed because of UTC accountability issues.

**Traffic Convictions Entered on Driver Record File
January–December 2000**

Rank	Charge	Quantity YTD	% of Total	
1	SI	Speeding intermediate	170,449	21.30%
2	FFS	Failure to fasten seat belt	76,102	9.51%
3	S	Speeding	66,651	8.33%
4	OVS	Operating while suspended***	50,067	6.26%
5	FOS	Failure to obey traffic sign or signal	41,669	5.21%
6	UV	Unregistered vehicle	39,201	4.90%
7	UAL	Underage alcohol (207)	33,582	4.20%
8	SE	Speeding excess	32,952	4.12%
9	OWI	Operat. under influence intoxicant/controlled substance	32,897	4.11%
10	OWL	Operating w/o driver license	30,265	3.78%
11	OAR	Operating after revocation***	24,358	3.04%
12	ORS	Operating while registration suspended (209)	15,663	1.96%
13	FYR	Failure to yield right of way	15,631	1.95%
14	DS	Defective speedometer	14,691	1.84%
15	IP	Improper plates	12,886	1.61%
16	JA	Juvenile alcohol*	11,029	1.38%
17	ID	Inattentive driving	9,943	1.24%
18	OT	Obstructing traffic	7,925	0.99%
19	D	Drug convictions	7,783	0.97%
20	IL	No or improper lights	7,549	0.94%
21	LNP	License not on person	6,826	0.85%
22	FTC	Following too closely	5,942	0.74%
23	IT	Illegal turn	5,680	0.71%
24	IVO	Intoxicant in vehicle-operator	5,182	0.65%
25	IS	Imprudent speed	4,812	0.60%
26	CSR	Child safety restraint	4,482	0.56%
27	TFC	Too fast for conditions	3,936	0.49%
28	MSC	Miscellaneous	3,886	0.49%
29	DLT	Deviating from lane of traffic	3,832	0.48%
30	PI	Passing illegally	3,695	0.46%
31	FRA	Failure to report accident	3,474	0.43%
32	PAC	Prohibited alcohol concentration (212)	3,438	0.43%
33	RD	Reckless Driving	2,773	0.35%
34	UN	Unnecessary noise	2,747	0.34%
35	IE	Improper equipment	2,337	0.29%
36	DWS	Driving on wrong side of highway	2,182	0.27%
37	VOR	Violation of restriction	2,156	0.27%
38	IC	Implied consent	2,098	0.26%
39	IM	Improper muffler	2,086	0.26%
40	FVC	Failure to keep vehicle under control	1,796	0.22%
41	BI	Backing illegally	1,782	0.22%
42	T	Truancy	1,669	0.21%
43	UAO	Underage alcohol operation**	1,652	0.21%
44	IIV	Intoxicant in vehicle carrying underage person	1,579	0.20%

20 Citations and Convictions**Traffic Convictions Entered on Driver Record File
January–December 1999**

Rank	Charge	Quantity	% of Total
45	IVP Intoxicant in vehicle-passenger	1,574	0.20%
46	FSU Failure to stop after accident - unattended vehicle	1,465	0.18%
47	PUP Permitting unauthorized person to operate	1,414	0.18%
48	DSP Duty upon striking property	1,384	0.17%
49	CSI Comm. speeding intermediate (15-19 over)	1,284	0.16%
50	FSB Failure to stop for school bus	1,256	0.16%
51	FSA Failure to stop after accident	982	0.12%
52	VOO Violation of occupational license	767	0.10%
53	OV Obstructed view or control	711	0.09%
54	JCS Juvenile controlled substance	542	0.07%
55	CD Careless driving	533	0.07%
56	AEO Attempt to elude officer	510	0.06%
57	UID Underage ID (208)	506	0.06%
58	OII Operating while intoxicated causing injury	416	0.05%
59	DOW Driving over walk	413	0.05%
60	IB Improper brakes	390	0.05%
61	POH Parking on highway	367	0.05%
62	FTT Failure to transfer title	345	0.04%
63	UA Unnecessary acceleration	345	0.04%
64	FGS Failure to give signal	331	0.04%
65	FDL Failure to dim lights	315	0.04%
66	CFC Comm. following too closely	306	0.04%
67	OWD Operating while disqualified	259	0.03%
68	MDO Miscellaneous driving offenses (204)	258	0.03%
69	R Racing	257	0.03%
70	CDL Comm. deviating from lane of traffic	224	0.03%
71	TPV Transporting person or vehicle illegally	203	0.03%
72	LH Littering highway	179	0.02%
73	CSE Comm. speeding excess (20 or more over)	165	0.02%
74	FA Falsified application	144	0.02%
75	CPI Comm. passing illegally	110	0.01%
76	FAR Falsified accident report	90	0.01%
77	CUL Comm. unlawful license	89	0.01%
78	CTF Comm. too fast for conditions	83	0.01%
79	JID Juvenile ID	78	0.01%
80	VUF Vehicle used in commission of felony	71	0.01%
81	FD Found delinquent	63	0.01%
82	IUL Illegal use of operator's license	56	0.01%
83	OML Operating with multiple licenses	53	0.01%
84	DAT Driving against traffic	49	0.01%
85	CWI Comm. operating while intoxicated	48	0.01%
86	CDS Comm. duty upon striking property	36	0.00%
87	CIS Comm. imprudent speed	34	0.00%
88	UCD Underage consent decree (210)	31	0.00%
89	GBH Great bodily harm	28	0.00%

**Traffic Convictions Entered on Driver Record File
January–December 1999**

Rank	Charge	Quantity	% of Total
90	CFR Comm. failure to report accident	27	0.00%
91	NHI Negligent homicide intoxicated	25	0.00%
92	UBH Unnecessary blowing of horn	23	0.00%
93	CRD Comm. reckless driving	21	0.00%
94	CFH Crossing fire hose	19	0.00%
95	COO Comm. 0.0 - not a drop	16	0.00%
96	NH Negligent homicide	14	0.00%
97	LOL Loaning of license	12	0.00%
98	MDP Manufacture/delivery of drug paraphernalia	11	0.00%
99	ADL Altering driver license	9	0.00%
100	CFU Comm. failure to stop after accident-unattended vehicle	9	0.00%
101	CCD Comm. careless driving	8	0.00%
102	CPB Comm. possession of intoxicant beverage	7	0.00%
103	HWI Haz comm. operating while intoxicated	7	0.00%
104	OCS Operating while intox.-controlled substance	7	0.00%
105	CA Commercial alcohol	5	0.00%
106	HFR Haz comm. failure to report accident	4	0.00%
107	IDT Ignition/immobilization device tampering	4	0.00%
108	IR Illegal riding (passenger-0 points)	4	0.00%
109	ICU Implied consent underage	4	0.00%
110	CFS Comm. failure to stop after accident-attended vehicle	3	0.00%
111	GPV GDL Passenger Violation (203)	3	0.00%
112	FPS Failure to pay support (205)	2	0.00%
113	HDS Haz comm. duty upon striking property	2	0.00%
114	HFU Haz comm. FSA - unattended vehicle	2	0.00%
115	OWH Operating with high test results	2	0.00%
116	P Perjury	2	0.00%
117	BO Boulevard ordinance	1	0.00%
118	CAD Comm. alcohol causing death	1	0.00%
119	CIC Comm. implied consent	1	0.00%
120	HAH Haz comm. alcohol causing great bodily harm	1	0.00%
121	HVF Haz comm. vehicle used in commiss. of felony	1	0.00%
122	OWE Operating w/o cycle endorsement	1	0.00%
Total		800,357	

* Under the legal drinking age (under 21); violation under Chapter 48 & 125

** Under 21 years of age; not-a-drop, Statute 346.63(2m)

*** Beginning with July 1998 report, OAR & OWS will be reported as separate totals.

Who needs a CDL?

A commercial driver license (CDL) is required for anyone operating a vehicle that:

1. Weighs over 26,000 pounds. To determine the weight of the vehicle, use the highest of the following weights:
 - manufacturer's gross vehicle weight rating (GVWR)
 - manufacturer's gross combination weight rating (GCWR)
 - actual weight
 - registered weight
2. Carries hazardous materials that require placarding under federal law. (Placarding requirements are found in Title 49, Code of Federal Regulations, part 397.)
3. Is designed or used to carry 16 or more persons including the driver

What does the law require?

1. Creation of a classified licensing system consisting of:

Class A – Any combination of vehicles with a GVWR, actual weight, or registered weight over 26,000 pounds provided the GVWR, actual weight, or registered weight of the towed vehicle(s) is more than 10,000 pounds.

Some examples: tractor-trailer combinations with single or double trailers, "18 wheelers."

Class B – Any single vehicle with a GVWR, actual weight, or registered weight over 26,000 pounds or such vehicle towing a vehicle with a GVWR, actual weight, or registered weight of 10,000 pounds or less.

Some examples: dump trucks, most buses.

Class C – Any single vehicle with a GVWR, actual weight, or registered weight of 26,000 pounds or less (or such vehicle towing a vehicle less than 10,000 pounds) transporting hazardous materials requiring placarding, or designed to carry 16 or more persons including the driver.

Some examples: pick-up trucks, mini-buses, and other small vehicles carrying passengers or placarded for hazardous materials.

Class D – Automobiles and light trucks.

Class M – Motorcycles.

2. Issuing of only one license to each driver.
3. Testing of commercial drivers. Commercial operators must pass a knowledge exam and a road test in the type of vehicle they drive. School bus drivers are required to pass a knowledge test and abbreviated driving test upon renewal. Commercial drivers with an H endorsement are required to pass a knowledge test upon renewal.

4. Enforcement of the law through the Commercial Driver License Information System (CDLIS), a computer network of all states. Wisconsin has 264,505 commercial drivers entered on CDLIS as of December 31, 2000. This includes instruction permits and licenses.
5. Enforcement of CDL disqualifications for alcohol and serious traffic violations such as a BAC of .04 in a commercial motor vehicle and speeding in excess in a commercial motor vehicle (15 mph or more).

All commercial drivers were required to be licensed under this law by April 1, 1992.

What is an endorsement?

An endorsement allows you to drive a vehicle with special operating characteristics or with passengers. To receive any of the following endorsements you must pass special tests:

- T – Double/Triple Trailers
- N – Tank Vehicles
- H – Hazardous Materials
- S – School Bus
- P – Passenger
- F – Farm Service (Restricted)

For more information contact:

Bureau of Driver Services
Records and Licensing Information Section
Customer Service Unit
(608) 266-2353
rlis.dmv@dot.state.wi.us

24 Commercial Driver License

Endorsement Types S & P

YEAR OF BIRTH	AGE	SCHOOL BUS ONLY		PASSENGER ONLY		COMBINED S & P ENDORSEMENTS		TOTAL	% OF TOTAL
		MALE	FEMALE	MALE	FEMALE	MALE	FEMALE		
1910	90							0	0.00%
1911	89							0	0.00%
1912	88							0	0.00%
1913	87			1		3		4	0.01%
1914	86			3		2		5	0.01%
1915	85			3		5		8	0.02%
1916	84			3		6		9	0.02%
1917	83			3		11		14	0.03%
1918	82			3	1	21	1	26	0.06%
1919	81			7		25		32	0.07%
TEN YEAR TOTAL		0	0	23	1	73	1	98	0.22%
1920	80	1		9		31	2	43	0.10%
1921	79			14	1	60	6	81	0.18%
1922	78			16		76	5	97	0.22%
1923	77			17	2	78	8	105	0.24%
1924	76			20	2	96	17	135	0.30%
1925	75			28	1	135	14	178	0.40%
1926	74			38		167	20	225	0.51%
1927	73			54	3	169	31	257	0.58%
1928	72			53	2	183	27	265	0.60%
1929	71		1	78	2	253	38	372	0.84%
TEN YEAR TOTAL		1	1	327	13	1,248	168	1,758	3.96%
1930	70			65	5	260	48	378	0.85%
1931	69			86	9	305	44	444	1.00%
1932	68			97	6	284	47	434	0.98%
1933	67			111	11	283	72	477	1.08%
1934	66			129	12	295	83	519	1.17%
1935	65			133	13	332	70	548	1.24%
1936	64			151	20	349	99	619	1.40%
1937	63		1	159	19	318	128	625	1.41%
1938	62			215	14	328	117	674	1.52%
1939	61			185	17	334	114	650	1.47%
TEN YEAR TOTAL		0	1	1,331	126	3,088	822	5,368	12.10%
1940	60		1	208	37	304	120	670	1.51%
1941	59		1	196	28	366	134	725	1.63%
1942	58			224	31	334	158	747	1.68%
1943	57		1	239	44	343	151	778	1.75%
1944	56			243	35	313	155	746	1.68%
1945	55			241	43	306	155	745	1.68%
1946	54	1		269	38	383	200	891	2.01%
1947	53	2		316	46	386	210	960	2.16%
1948	52			316	54	445	206	1,021	2.30%
1949	51			333	40	385	235	993	2.24%
TEN YEAR TOTAL		3	3	2,585	396	3,565	1,724	8,276	18.66%

YEAR OF BIRTH	AGE	SCHOOLBUS ONLY		PASSENGER ONLY		COMBINED S & P ENDORSEMENTS		TOTAL	% OF TOTAL
		MALE	FEMALE	MALE	FEMALE	MALE	FEMALE		
1950	50			339	55	413	252	1,059	2.39%
1951	49			385	65	432	223	1,105	2.49%
1952	48			369	66	472	280	1,187	2.68%
1953	47			365	63	466	290	1,184	2.67%
1954	46			355	59	520	318	1,252	2.82%
1955	45		1	342	53	468	328	1,192	2.69%
1956	44			364	72	477	342	1,255	2.83%
1957	43		1	326	80	484	403	1,294	2.92%
1958	42			314	65	470	396	1,245	2.81%
1959	41			312	68	475	380	1,235	2.78%
TEN YEAR TOTAL		0	2	3,471	646	4,677	3,212	12,008	27.07%
1960	40			290	84	488	438	1,300	2.93%
1961	39	1	1	260	81	489	441	1,273	2.87%
1962	38			264	70	458	437	1,229	2.77%
1963	37		2	256	70	433	402	1,163	2.62%
1964	36			276	56	403	368	1,103	2.49%
1965	35		1	230	52	385	349	1,017	2.29%
1966	34	2	1	198	51	387	352	991	2.23%
1967	33		1	192	45	414	345	997	2.25%
1968	32		1	153	56	384	316	910	2.05%
1969	31		1	158	55	398	289	901	2.03%
TEN YEAR TOTAL		3	8	2,277	620	4,239	3,737	10,884	24.54%
1970	30		3	153	42	435	320	953	2.15%
1971	29		1	144	42	431	323	941	2.12%
1972	28			114	36	324	317	791	1.78%
1973	27			119	27	281	251	678	1.53%
1974	26		1	79	28	267	193	568	1.28%
1975	25		1	74	22	189	172	458	1.03%
1976	24	1		59	18	177	165	420	0.95%
1977	23		2	43	14	161	135	355	0.80%
1978	22			34	9	122	101	266	0.60%
1979	21		1	30	6	111	79	227	0.51%
TEN YEAR TOTAL		1	9	849	244	2,498	2,056	5,657	12.75%
1980	20			24	5	89	62	180	0.41%
1981	19			14	3	41	35	93	0.21%
1982	18			11	4	10	6	31	0.07%
THREE YEAR TOTAL		0	0	49	12	140	103	304	0.69%
GRAND TOTALS		8	24	10,912	2,058	19,528	11,823	44,353	100.00%

Source: Bureau of Driver Services, Report #YRABS2

As of 12/31/00

YEAR OF BIRTH	AGE	DBL/TRIPLE TRAILER (T)		HAZARDOUS MATERIAL (H)		TANK VEHICLES (T)		TOTAL	% OF TOTAL
		MALE	FEMALE	MALE	FEMALE	MALE	FEMALE		
1906	94					1		1	0.00%
1907	93							0	0.00%
1908	92							0	0.00%
1909	91					1		1	0.00%
FOUR YEAR TOTAL		0	0	0	0	2	0	2	0.00%
1910	90					1		1	0.00%
1911	89							0	0.00%
1912	88							0	0.00%
1913	87			1				1	0.00%
1914	86			2		2		4	0.00%
1915	85					1		1	0.00%
1916	84			1		2		3	0.00%
1917	83			1		7		8	0.01%
1918	82	1				3		4	0.00%
1919	81			8		8		16	0.01%
TEN YEAR TOTAL		1	0	13	0	24	0	38	0.03%
1920	80	2		6		21		29	0.03%
1921	79			8		37		45	0.04%
1922	78			8		40		48	0.04%
1923	77	1		17		48		66	0.06%
1924	76			20	2	52		74	0.07%
1925	75	4		25		88	1	118	0.11%
1926	74	4		24	2	130		160	0.15%
1927	73	7		42		163	1	213	0.19%
1928	72	6		55	2	221	1	285	0.26%
1929	71	8		67	1	260		336	0.31%
TEN YEAR TOTAL		32	0	272	7	1,060	3	1,374	1.25%
1930	70	11		101		326	1	439	0.40%
1931	69	8		116	3	386	1	514	0.47%
1932	68	15		138		512	4	669	0.61%
1933	67	13		147	4	588	2	754	0.69%
1934	66	20		191	6	653	6	876	0.80%
1935	65	15		195	3	759	3	975	0.89%
1936	64	20		202	4	816	5	1,047	0.95%
1937	63	21		206	14	928	14	1,183	1.08%
1938	62	36		249	12	1,032	20	1,349	1.23%
1939	61	29	1	274	17	1,117	22	1,460	1.33%
TEN YEAR TOTAL		188	1	1,819	63	7,117	78	9,266	8.42%
1940	60	44		273	11	1,149	15	1,492	1.36%
1941	59	39	1	318	18	1,277	27	1,680	1.53%
1942	58	49	1	348	25	1,430	24	1,877	1.71%
1943	57	45	1	327	32	1,475	38	1,918	1.74%
1944	56	35	1	363	18	1,435	37	1,889	1.72%
1945	55	45		328	18	1,497	27	1,915	1.74%
1946	54	47	3	400	32	1,767	43	2,292	2.08%
1947	53	40	1	460	43	1,936	54	2,534	2.30%
1948	52	44	1	465	33	1,975	49	2,567	2.33%
1949	51	41	1	501	36	2,025	52	2,656	2.41%
TEN YEAR TOTAL		429	10	3,783	266	15,966	366	20,820	18.93%

Endorsement Types T, H & N

Commercial Driver License 27

YEAR OF BIRTH	AGE	DBL/TRIPLE TRAILER (T)		HAZARDOUS MATERIAL (H)		TANK VEHICLES (T)		TOTAL	% OF TOTAL
		MALE	FEMALE	MALE	FEMALE	MALE	FEMALE		
1950	50	45	1	503	40	2,151	37	2,777	2.52%
1951	49	52	3	616	45	2,465	69	3,250	2.95%
1952	48	49	1	622	45	2,625	58	3,400	3.09%
1953	47	51	2	657	48	2,526	53	3,337	3.03%
1954	46	57		679	60	2,588	81	3,465	3.15%
1955	45	86	2	759	70	2,771	69	3,757	3.42%
1956	44	64	2	742	60	2,724	77	3,669	3.34%
1957	43	70	4	765	73	2,746	92	3,750	3.41%
1958	42	68	3	767	66	2,674	76	3,654	3.32%
1959	41	84	2	782	60	2,793	80	3,801	3.46%
TEN YEAR TOTAL		626	20	6,892	567	26,063	692	34,860	31.69%
1960	40	74		745	65	2,840	75	3,799	3.45%
1961	39	74	1	845	64	2,678	79	3,741	3.40%
1962	38	74	6	816	55	2,673	70	3,694	3.36%
1963	37	64	2	782	73	2,498	68	3,487	3.17%
1964	36	68	1	789	73	2,326	69	3,326	3.02%
1965	35	72	1	700	60	2,106	57	2,996	2.72%
1966	34	53	2	695	47	2,058	64	2,919	2.65%
1967	33	47		592	37	1,830	54	2,560	2.33%
1968	32	46	1	566	43	1,706	49	2,411	2.19%
1969	31	42		547	37	1,632	52	2,310	2.10%
TEN YEAR TOTAL		614	14	7,077	554	22,347	637	31,243	28.40%
1970	30	48	2	592	35	1,553	57	2,287	2.08%
1971	29	45	1	489	36	1,374	29	1,974	1.79%
1972	28	38	2	408	33	1,131	28	1,640	1.49%
1973	27	26	1	343	25	960	22	1,377	1.25%
1974	26	28		330	22	923	21	1,324	1.20%
1975	25	26		242	15	693	22	998	0.91%
1976	24	25		175	11	610	18	839	0.76%
1977	23	11	2	127	7	544	13	704	0.64%
1978	22	19		80	5	419	8	531	0.48%
1979	21	6		37	1	319	7	370	0.34%
TEN YEAR TOTAL		272	8	2,823	190	8,526	225	12,044	10.95%
1980	20	3		13		200	3	219	0.20%
1981	19	3		4		107		114	0.10%
1982	18	1		2		25		28	0.03%
THREE YEAR TOTAL		7	0	19	0	332	3	361	0.33%
GRAND TOTALS		2,169	53	22,698	1,647	81,437	2,004	110,008	100.00%

Source: Bureau of Driver Services, Report #YRNDORS

What is a commercial driving school?

A commercial driving school teaches students to operate a motor vehicle. DMV licenses schools and instructors and inspects them to ensure they continue to meet licensing requirements. There are 93 licensed driving schools employing 565 instructors.

Are there special requirements for driving school instructors?

Commercial driving school instructors must:

- hold an instructor's license
- be employed by a licensed driving school
- have held a valid Wisconsin license at least one year
- meet specified driving record criteria
- present an acceptable medical report
- complete a training program
- pass a written and oral test administered by the DMV to evaluate knowledge of instruction procedures, traffic laws, safety equipment and the function of automotive equipment
- pass an extensive road test
- pass a vision and hearing screening

What does the license cost?

The driving school license is \$95. The instructor license is \$25. Both licenses expire December 31st each year.

Can all commercial schools teach persons under age 18?

A school that teaches persons under 18 must receive prior authorization. They must submit a course outline, lesson plans and the name of the text book. Schools meeting these requirements can teach classroom and/or behind-the-wheel portions of the curriculum and issue the course completion certificates required for licensing.

How many hours of instruction are required for persons under age 18?

Classroom instruction consists of 30 hours over a minimum of three weeks. Behind the wheel contains six hours of actual driving and six hours of observation. It may run concurrently with the classroom portion.

If a person does not complete driver education, what must be done?

If a person (under 18) does not take the behind-the-wheel portion of driver education within 13 months of completing the classroom instruction, he/she must take a 10-hour refresher course. These courses can be taken at a commercial school which offers the refresher course.

What does it cost to attend?

Commercial driving schools determine their own fees.

For more information contact:

Bureau of Driver Services
Records and Licensing Information Section
(608) 266-2353
rlis.dmv@dot.state.wi.us

What complaints are investigated?

The DMV investigates citizen complaints against motor vehicle manufacturers, distributors, dealers, and salvage dealers for violations related to:

- advertising
- sales practices
- product quality or representation
- warranty service

How are complaints filed?

Citizens generally contact the Consumer Assistance Hot Line at (608) 266-1425. DMV consumer specialists advise citizens of pertinent regulations. When appropriate, they will mail a complaint form for completion, return and investigation.

Is there a fee for filing?

There is no fee for DMV complaint mediation activities.

How are complaints handled?

DMV categorized the nature of the complaints and enters them into a shared computer file with the state Department of Agriculture, Trade and Consumer Protection. Field investigators or consumer specialists investigate and mediate complaints depending on whether an on-site inspection is necessary.

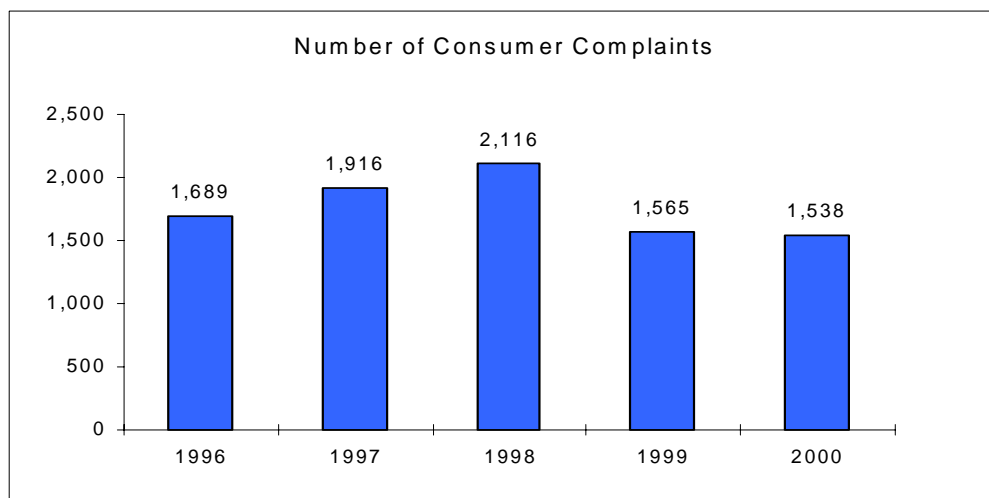
What are the results of investigations?

Complaint resolution is usually achieved through informal mediation. Wisconsin consumers receive over \$1,500,000 back annually in the form of cash adjustments, free or discounted repairs, buy-backs, and refunds. Investigations may also result in the following disciplinary actions:

- advisory letter
- formal warning letter
- court action
- civil forfeiture
- administrative special order
- dealer licensedenial, suspension or revocation

For more information contact:

Bureau of Vehicle Services
 Customer Service Unit
 (608) 266-1425
 dealers.dmv@dot.state.wi.us



Source: Consumer Assistance Unit Work Statistics

Why are dealers inspected?

Wisconsin statutes and DOT Administrative Code specify acceptable trade practices and business facility and record keeping requirements for motor vehicle, wholesale and salvage dealers. Inspections are necessary to ensure dealers comply with standards.

What does the inspection consist of?

Facilities and records are periodically inspected to ensure compliance with state regulations pertaining to maintenance of facilities, record keeping, inspection/disclosure-of-condition of vehicles offered for sale, and proper usage of required forms.

How often are dealers inspected?

An initial inspection is made when a first-time application for a wholesale or salvage dealer license is received and each time the dealer changes business location or there is a change of ownership.

First-time retail motor vehicle dealers complete application forms on their individual backgrounds and their business facilities. When their applications are approved, they receive an informational video and guide book on record-keeping and disclosure rules, how to complete a purchase contract and how to complete title/registration applications. A field investigator will inspect the dealership after the dealership has had some time to study the tape and guidebook.

What do inspections accomplish?

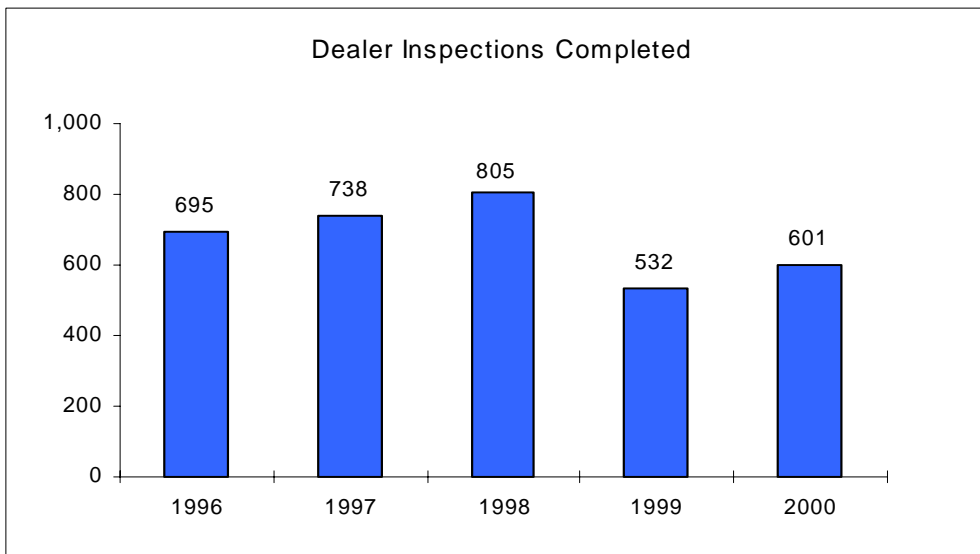
Licenses are granted, granted conditionally, or denied, based on inspection findings. Periodic inspections result in an "all OK" rating or required corrective action by the dealer within 15 days.

How much do they cost?

There is no fee for inspection.

For more information contact:

Bureau of Vehicle Services
Dealer Section
(608) 266-1425
Email: dealers.dmv@dot.state.wi.us



Source: Field Investigations Unit Work Statistics

What is a driver license?

A driver license is evidence of authority to operate a motor vehicle. The two types of driver licenses are **probationary** or **regular**.

What is a probationary license?

A probationary license is always a class D and/or class M license issued for 2 years from the licensee's next birthday. DMV issues probationary licenses to:

- new drivers
- persons with foreign or international licenses
- persons reinstating revoked or canceled probationary licenses
- new residents surrendering a license expired for more than 6 months, or with less than 3 years of driving experience or under the age of 21

Drivers convicted of 2 or more driving offenses with a point penalty are assessed double demerit points if they have a probationary license.

What is a regular driver license?

DMV issues a regular license after completion of the probationary period. The license is valid for 8 years and can be any combination of the 5 classes (A, B, C, D, M) and 6 endorsements (F, H, N, P, S, T).

What are the requirements for a driver license?

Drivers must be 18 years old or 16 years old and have completed an approved driver education course. Persons 15 years and 6 months old, enrolled in a driver education course, may apply for an instruction permit. Drivers must pass written, sign, vision, and road tests. New drivers under 18 must have an instruction permit for at least 6 months before taking the road test, be conviction-free for at least 6 months prior to application of their probationary license and have at least 30 hours of driving practice (10 hours at night) before a probationary license can be issued.

Who does not need a Wisconsin driver license?

Non-resident visitors to the state and members of the armed forces and their families living in Wisconsin but with permanent residence elsewhere, are not required to obtain a Wisconsin driver license. However, they must have a valid driver license from their home jurisdiction and be at least 16 years of age to operate a motor vehicle in Wisconsin. If residency is established, they must obtain a Wisconsin license within 30 days. Non-registered farm machinery may also be moved short distances via highways without a driver license.

What documentation must be provided?

An applicant must provide:

- proof of name and date of birth (e.g., a certified birth certificate or passport)
- one form of personal identification with signature or photo (if moving to Wisconsin from another state, the license or ID card from that state must be surrendered)
- Social Security number
- proof of completion of an approved driver education course if under age 18

(con't)

- the signature of an approved adult sponsor (e.g., parent/legal guardian) evidencing sponsorship or acceptance of financial responsibility for the minor as an operator, if applicant is under 18

What does a license cost?

License fees are:

Non-Commercial Driver License

Instruction permit	\$25
Motorcycle instruction permit	\$22
Driving skills exam	
Auto (Class D)	\$15
Motorcycle (Class M)	\$15
Original Probationary or Regular License	
Auto (Class D)	\$18
Motorcycle (Class M)	\$12
Renewal License – 8 year	
Auto (Class D)	\$24
Motorcycle (Class M)	\$8
4-year extension (Class D)	\$12
(Class D/M)	\$16

Commercial Driver License

Instruction permit	\$20
Driving skills exam (except school bus)	
(Class A, B, C)	\$20
School bus skills exam (Class B, C, D)	\$15
Original or Renewal License	
(Class A, B and/or C with or	
without endorsements	\$64
Add Class(es) to existing license	\$5
Add Endorsements (each) to existing license	\$5
Lift “K” restriction	
(No operation in interstate commerce)	\$4
Lift “L” restriction	
(Vehicles without air brakes)	\$5

For more information contact:

Bureau of Driver Services
Records and Licensing Information Section
Customer Service Unit
(608) 266-2353
rlis.dmv@dot.state.wi.us

What is the purpose of the Disabled Parking Identification Card?

DMV issues Disabled Parking Identification Cards (DISID) to physically disabled persons or to organizations that regularly transport persons with disabilities.

A person displaying a DISID card on their vehicle:

- is exempt from any parking ordinance imposing time limits of one-half hour or more limitation but otherwise is subject to the laws relating to parking.
- can park without payment in metered stalls when the time limit is one-half hour or more.
- may park in spaces reserved for disabled persons marked by official traffic signs indicating the restriction.
- may obtain motor fuel from a full-service pump at the same price as the motor fuel dispensed from a self-service pump at locations which sell both.

Who may obtain a card?

A card may be obtained by:

- any person certified by a Health Care Specialist to have a disability as defined by statute that limits or impairs the ability to walk.
- an organization that regularly transports persons who have a disability as defined by statute that limits or impairs the ability to walk.

What is required?

An individual shall complete a special application form which includes a section that must be completed and signed by a physician who is licensed to practice medicine in any state, an advanced practice nurse licensed to practice nursing in any state, a physician assistant who is licensed or certified to practice in any state, a chiropractor licensed to practice chiropractic in any state, a Christian Science practitioner residing in this state and listed in the Christian Science journal, or a representative of the U.S. Department of Veterans Affairs.

An organization's application must be completed by an official of the organization.

What types of cards are available?

Persons with a permanent disability will be issued a blue disabled parking ID card that must be renewed and recertified every four years. Persons with a temporary disability will be issued a red card that is valid a maximum of six months. If the disability lasts longer than originally estimated, a new card is issued upon completion of an application.

34 Disabled Parking Identification Card

What do they cost?

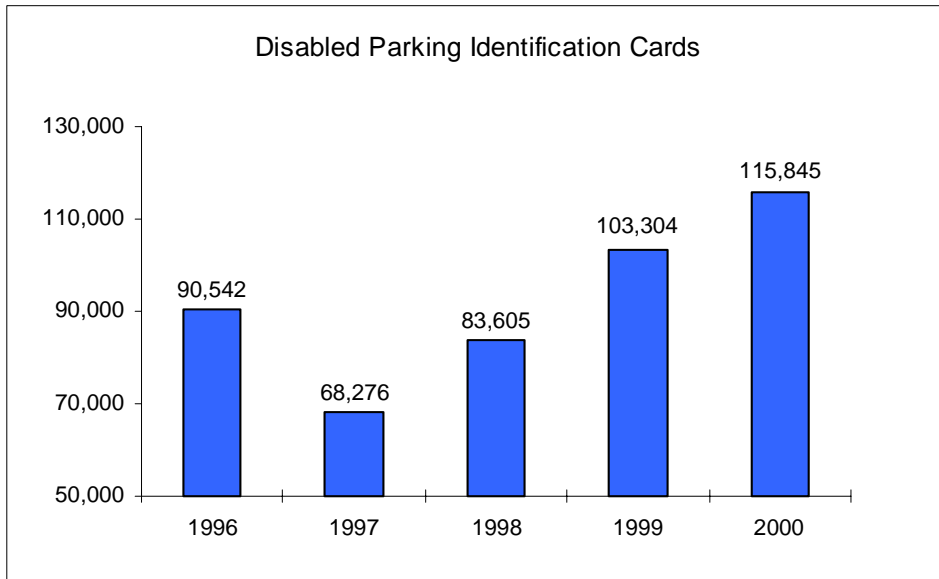
The fee for a disability card (permanent or temporary) is \$6. Applications made at DMV Service Centers are subject to an additional \$3 per application counter service fee.

For more information contact:

Bureau of Vehicle Services
Special Plates & Parking Citations Unit
(608) 266-3041
special-plates.dmv@dot.state.wi.us

or
Philip Thomas
(608)267-1857
philip.thomas@dot.state.wi.us

Note: DISID cards are available at several DMV Service Centers. A comprehensive list of those issuing DISID cards may be obtained by calling (608) 266-3041.



Source: Program Logs - Includes Permanent, Temporary, Organization & Renewals

What is a disqualification?

Disqualification means the withdrawal of a person's privilege to operate a commercial motor vehicle because of certain offenses committed by the person while driving or operating a commercial motor vehicle.

What is the length of a disqualification?

Periods of disqualification run from a minimum of 60 days to life-time, depending on the number, type, and severity of the violations.

Who orders a disqualification?

The law provides that a person is disqualified upon receiving certain types of convictions. There is no specific language providing for either a court or the department to order disqualifications.

How is a person notified of a disqualification?

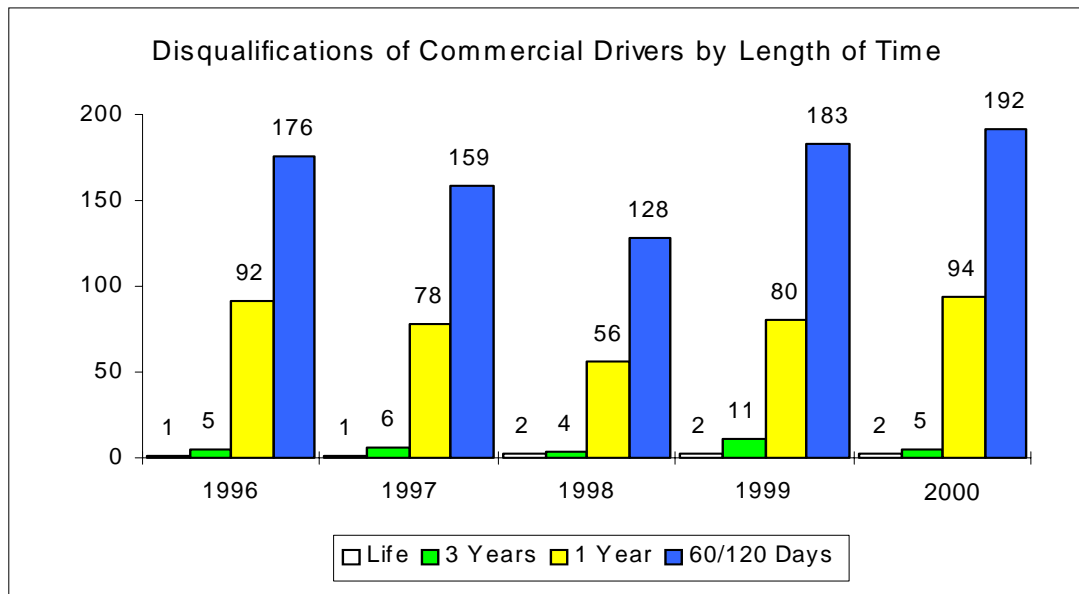
The Division of Motor Vehicles issues an order of disqualification and mails it by first class mail to a person's last known resident address.

Is an occupational license available?

No occupational license can be obtained for commercial motor vehicle operation privileges during any period of disqualification.

For more information contact:

Bureau of Driver Services
 Revocations & Suspensions Section
 (608) 266-2261



Source: Bureau of Driver Services, Revocation & Suspensions Section

Who needs a dealer license?

Wisconsin law states, “Motor vehicle dealer licenses are required of any person, firm or corporation who: for commission, money or other thing of value, sells, leases, exchanges, buys, offers or attempts to negotiate a sale, consumer lease or exchange of an interest in motor vehicles; or who is engaged wholly or in part in the business of selling or leasing motor vehicles, including motorcycles, whether or not such motor vehicles are owned by such person, firm or corporation.”

Why are dealers licensed?

Dealers are licensed to ensure fair business competition and provide consumer protection.

If I sell my own car do I need a license?

Persons may sell up to five of their own vehicles per year, whether used for personal or business transportation, without obtaining a dealer’s license.

What are the requirements and qualifications?

Applicant must be of good character, be financially solvent, and have a permanent business location meeting specified requirements. Proof of financial solvency is accomplished by filing a \$25,000 surety bond, or \$25,000 irrevocable letter of credit with the license application. Dealers of new motor vehicles must be franchised by the manufacturer (or authorized distributor) who must also be licensed.

What is the cost of a license?

The various “dealer” licenses and their two-year fees are:

Type	Fee
Motor Vehicle Dealer	\$40
Recreational Vehicle Dealer	\$100
Moped Dealer	\$40
Used Car Wholesaler	\$40
Manufacturer & Distributor	\$40

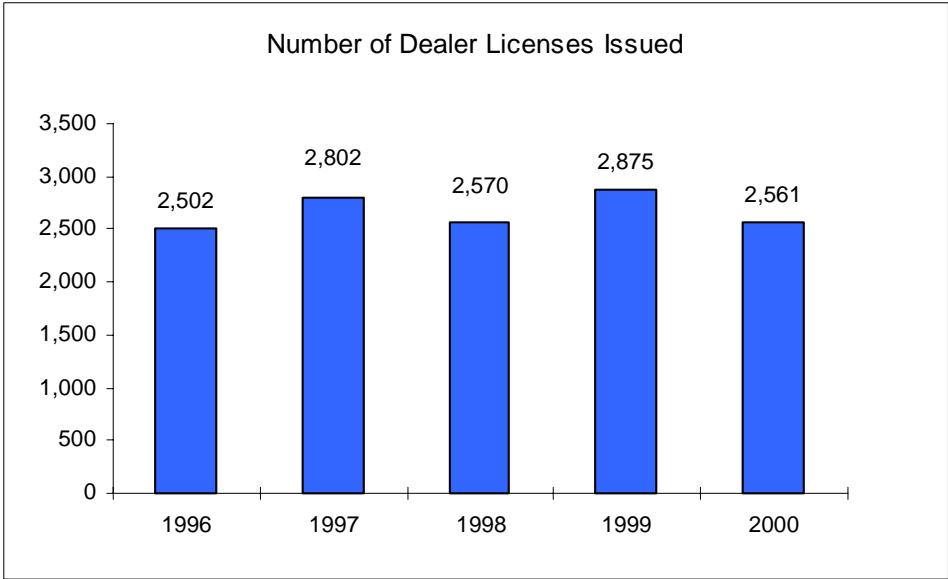
“Dealer” plate fees are \$150 for the first two plates plus \$10 each additional plate except as noted below:

Wholesaler Auction Dealer	\$100 (plates not issued)
Salvage Dealer	\$150 (plates not issued)

Fees are collected for two years and licenses and plates are issued for two years.

For more information contact:

Bureau of Vehicle Services
Customer Service Unit
(608) 266-1425
dealers.dmv@dot.state.wi.us



Source: Business Licensing Unit Work Statistics

TYPE	JAN	FEB	MAR	APR	MAY	JUN	JUL	AUG	SEP	OCT	NOV	DEC	Year to Date
PHOTO IDENTIFICATION CARD													
ORIGINAL	4,538	4,967	6,061	5,065	5,363	6,827	5,949	6,187	5,077	5,507	5,334	4,130	65,005
RENEWAL	3,021	3,252	3,671	2,994	3,065	3,157	3,041	3,307	3,017	3,131	3,124	2,556	37,336
DUPLICATE	2,795	2,909	3,179	2,487	2,742	2,922	2,679	3,178	2,940	2,968	3,022	2,523	34,344
REGULAR INSTRUCTION PERMIT (CLASS D)													
ORIGINAL	6,448	9,485	9,549	8,268	7,365	12,708	7,122	6,257	8,777	7,347	7,083	4,790	95,199
RENEWAL	2,241	2,206	3,220	2,563	2,650	2,645	1,957	1,381	820	677	475	300	21,135
DUPLICATE	158	135	161	135	203	276	232	236	176	210	212	199	2,333
REINSTATEMENT FROM CANCEL/REVOKE	33	32	42	22	31	28	27	25	31	31	20	13	335
MOTORCYCLE INST PERMIT (CLASS M)													
ORIGINAL	73	310	2,193	1,985	2,589	2,811	2,106	1,773	850	417	106	33	15,246
RENEWAL	64	324	1,587	1,366	1,517	956	652	460	321	133	62	46	7,488
DUPLICATE	2	0	3	2	14	11	15	17	7	8	1	0	80
REINSTATEMENT FROM CANCEL/REVOKE	0	0	0	1	0	0	1	0	1	0	0	0	3
COMMERCIAL INST PERMIT (CLASS ABC)													
ORIGINAL	954	993	1,526	1,242	1,086	983	879	1,309	1,123	896	788	560	12,339
RENEWAL	419	501	626	523	498	387	407	533	472	468	375	274	5,483
DUPLICATE	35	28	37	40	36	25	36	41	26	28	16	18	366
CHANGE OF AUTHORITY	51	62	91	94	73	81	55	79	83	66	59	28	822
REINSTATEMENT FROM CANCEL/REVOKE	0	0	0	0	0	0	0	0	0	0	0	0	0
PROBATIONARY (CLASS DM)													
ORIGINAL	7,302	6,388	7,966	6,541	8,023	10,097	9,508	13,097	4,494	4,536	4,777	4,736	87,465
DUPLICATE	0	1,958	2,256	1,911	2,069	2,642	2,424	2,900	2,050	2,199	2,188	1,850	24,447
CHANGE OF AUTHORITY	9	7	34	37	147	264	192	211	90	56	22	10	1,079
REINSTATEMENT FROM CANCEL/REVOKE	561	693	847	577	659	687	540	616	595	603	584	447	7,409
REGULAR (CLASS ABCDM)													
ORIGINAL	9,864	7,901	10,963	8,830	11,051	11,682	11,289	14,046	9,650	9,832	9,179	8,292	122,579
RENEWAL	29,481	28,003	34,770	29,566	33,649	34,177	32,611	35,281	33,016	34,174	30,611	27,737	383,076
4-YEAR EXTENSION RENEWAL	12,992	31,260	49,864	20,265	34,913	33,936	38,399	35,627	31,015	41,862	26,373	32,533	389,039
DUPLICATE	13,442	12,404	15,958	12,537	15,590	17,254	16,723	18,852	16,499	17,296	17,234	12,836	186,625
CHANGE OF AUTHORITY	961	995	1,554	1,802	2,654	2,680	2,223	2,949	2,248	1,926	1,139	776	21,907
REINSTATEMENT FROM CANCEL/REVOKE	1,264	1,482	1,806	1,420	1,515	1,396	1,240	1,409	1,368	1,361	1,285	1,108	16,654

*Original means first time issued: does NOT include reissued or issued after reinstatement

What is the purpose of the knowledge exam?

DMV uses knowledge exams to test applicants' ability to recognize highway signs and knowledge of traffic laws and safe-driving practices.

How is the exam given?

The exam is generally a self-administered knowledge test. It is available in Spanish, Vietnamese, Korean, Laotian, Hmong, Polish, Russian, Chinese, Cambodian, German, Italian, Serb/Croatian and Arabic as well as English. Examiners can also give an oral exam to individuals with reading or language difficulty. A department-approved interpreter may be used for learning-impaired persons or to meet special language needs.

Who is required to take the exam?

The exams are required for applicants for:

- original instruction permits
- special restricted licenses
- original CDL endorsements
- original or renewal school bus endorsements
- renewal of CDL HazMat endorsements

Where are exams given?

The exams are also required for individuals applying for renewal of an instruction permit and renewal of a license expired for more than 4 years.

What does it cost?

DMV offers exams at Service Centers on a walk-in basis. The exams are also given at many local high schools in conjunction with their driver-education programs.

There is no cost for taking a knowledge exam. Upon successful completion of the exam, the applicant is issued either an instructional permit or a license for a fee. See "Driver License," "Driving Skills Test," and "Instruction Permits" for applicable fees.

How many exams are conducted annually?

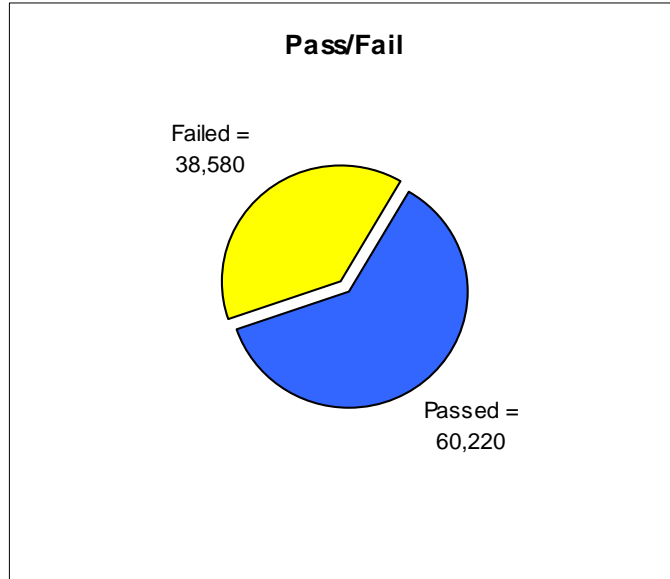
Over 342,089 knowledge exams were conducted in 2000.

For more information contact:


Bureau of Field Services
Technical & Training Services Section
(608) 266-9831

or any local DMV Service Center

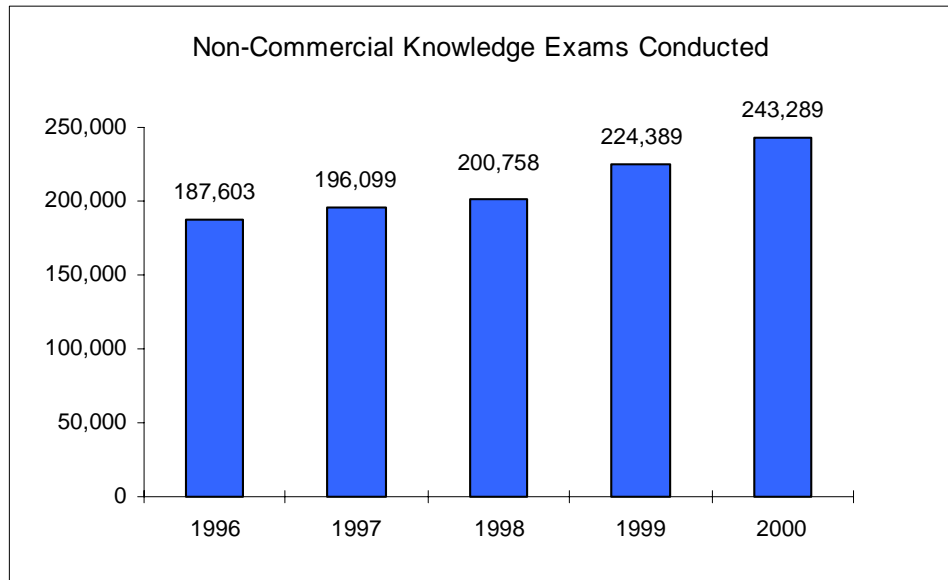
2000 CDL Knowledge Exams



Source: Bureau of Field Services 3089 Annual Report



Source: Bureau of Field Services 3089 Annual Report



Source: Bureau of Field Services 3089 Annual Report

42 Drivers Licensed by County

County	Total	County	Total	County	Total
Adams	13,895	Iowa	16,158	Polk	30,539
Ashland	11,526	Iron	4,939	Portage	44,726
Barron	32,751	Jackson	12,916	Price	11,830
Bayfield	10,907	Jefferson	53,173	Racine	126,461
Brown	153,819	Juneau	18,018	Richland	12,256
Buffalo	10,677	Kenosha	98,070	Rock	106,990
Burnett	12,070	Kewaunee	14,951	Rusk	11,243
Calumet	28,585	La Crosse	73,353	Sauk	41,137
Chippewa	39,280	Lafayette	11,595	Sawyer	11,610
Clark	22,653	Langlade	14,924	Shawano	28,344
Columbia	38,851	Lincoln	21,446	Sheboygan	78,917
Crawford	12,008	Manitowoc	60,317	St. Croix	46,662
Dane	302,390	Marathon	89,126	Taylor	14,277
Dodge	58,888	Marinette	32,752	Trempealeau	19,608
Door	22,361	Marquette	11,329	Vernon	19,151
Douglas	31,535	Menominee	2,235	Vilas	17,308
Dunn	25,588	Milwaukee	532,380	Walworth	65,873
Eau Claire	61,816	Monroe	27,756	Washburn	12,284
Florence	3,874	Oconto	26,260	Washington	85,233
Fond du Lac	68,096	Oneida	28,199	Waukesha	261,969
Forest	6,619	Outagamie	114,899	Waupaca	36,739
Grant	33,783	Ozaukee	60,912	Waushara	16,180
Green	24,658	Pepin	5,248	Winnebago	105,456
Green Lake	14,153	Pierce	25,379	Wood	55,987

YEAROFBIRTH	AGE	MALE	FEMALE	TOTAL	% MALE	% OF TOTAL
1910	90	1		1	100.00%	0.00%
1911	89	1		1	100.00%	0.00%
1912	88			0	0.00%	0.00%
1913	87		1	1	0.00%	0.00%
1914	86			0	0.00%	0.00%
1915	85	2		2	100.00%	0.00%
1916	84	1	4	5	20.00%	0.00%
1917	83			0	0.00%	0.00%
1918	82			0	0.00%	0.00%
1919	81	3	1	4	75.00%	0.00%
TEN YEAR TOTAL		8	6	14	57.14%	0.01%
1920	80	2	2	4	50.00%	0.00%
1921	79	1	6	7	14.29%	0.00%
1922	78	2	1	3	66.67%	0.00%
1923	77	2	6	8	25.00%	0.00%
1924	76	4	5	9	44.44%	0.00%
1925	75	3	9	12	25.00%	0.01%
1926	74	5	6	11	45.45%	0.00%
1927	73	7	5	12	58.33%	0.01%
1928	72	5	9	14	35.71%	0.01%
1929	71	10	7	17	58.82%	0.01%
TEN YEAR TOTAL		41	56	97	42.27%	0.04%
1930	70	9	12	21	42.86%	0.01%
1931	69	7	9	16	43.75%	0.01%
1932	68	11	18	29	37.93%	0.01%
1933	67	8	8	16	50.00%	0.01%
1934	66	20	15	35	57.14%	0.01%
1935	65	20	13	33	60.61%	0.01%
1936	64	29	15	44	65.91%	0.02%
1937	63	26	15	41	63.41%	0.02%
1938	62	30	22	52	57.69%	0.02%
1939	61	30	24	54	55.56%	0.02%
TEN YEAR TOTAL		190	151	341	55.72%	0.14%
1940	60	33	26	59	55.93%	0.02%
1941	59	40	24	64	62.50%	0.03%
1942	58	47	32	79	59.49%	0.03%
1943	57	51	38	89	57.30%	0.04%
1944	56	48	37	85	56.47%	0.04%
1945	55	86	38	124	69.35%	0.05%
1946	54	96	64	160	60.00%	0.07%
1947	53	70	72	142	49.30%	0.06%
1948	52	101	70	171	59.06%	0.07%
1949	51	96	86	182	52.75%	0.08%
TEN YEAR TOTAL		668	487	1,155	57.84%	0.49%
1950	50	127	80	207	61.35%	0.09%
1951	49	140	101	241	58.09%	0.10%
1952	48	165	116	281	58.72%	0.12%
1953	47	173	128	301	57.48%	0.13%
1954	46	227	145	372	61.02%	0.16%
1955	45	241	157	398	60.55%	0.17%

44 Drivers Licensed – Probationary

YEAR OF BIRTH	AGE	MALE	FEMALE	TOTAL	% MALE	% OF TOTAL
1956	44	237	168	405	58.52%	0.17%
1957	43	299	186	485	61.65%	0.20%
1958	42	319	227	546	58.42%	0.23%
1959	41	380	220	600	63.33%	0.25%
TEN YEAR TOTAL		2,308	1,528	3,836	60.17%	1.61%
1960	40	460	292	752	61.17%	0.32%
1961	39	472	313	785	60.13%	0.33%
1962	38	541	361	902	59.98%	0.38%
1963	37	576	391	967	59.57%	0.41%
1964	36	659	407	1,066	61.82%	0.45%
1965	35	682	473	1,155	59.05%	0.49%
1966	34	822	521	1,343	61.21%	0.57%
1967	33	931	579	1,510	61.66%	0.64%
1968	32	1,059	618	1,677	63.15%	0.71%
1969	31	1,210	694	1,904	63.55%	0.80%
TEN YEAR TOTAL		7,412	4,649	12,061	61.45%	5.08%
1970	30	1,453	820	2,273	63.92%	0.96%
1971	29	1,549	920	2,469	62.74%	1.04%
1972	28	1,768	1,033	2,801	63.12%	1.18%
1973	27	1,898	1,055	2,953	64.27%	1.24%
1974	26	2,112	1,139	3,251	64.96%	1.37%
1975	25	2,191	1,295	3,486	62.85%	1.47%
1976	24	2,362	1,389	3,751	62.97%	1.58%
1977	23	2,625	1,635	4,260	61.62%	1.79%
1978	22	3,483	2,492	5,975	58.29%	2.51%
1979	21	4,480	3,549	8,029	55.80%	3.38%
TEN YEAR TOTAL		23,921	15,327	39,248	60.95%	16.52%
1980	20	6,386	5,132	11,518	55.44%	4.85%
1981	19	8,205	6,953	15,158	54.13%	6.38%
1982	18	31,251	29,739	60,990	51.24%	25.67%
1983	17	28,822	28,092	56,914	50.64%	23.95%
1984	16	17,924	18,346	36,270	49.42%	15.27%
FIVE YEAR TOTAL		92,588	88,262	180,850	51.20%	76.11%
GRAND TOTALS		127,136	110,466	237,602	53.51%	100.00%

Includes all types of status except those which expired prior to 12/01/00

Source: Bureau of Driver Services, Report # YRAGPRO

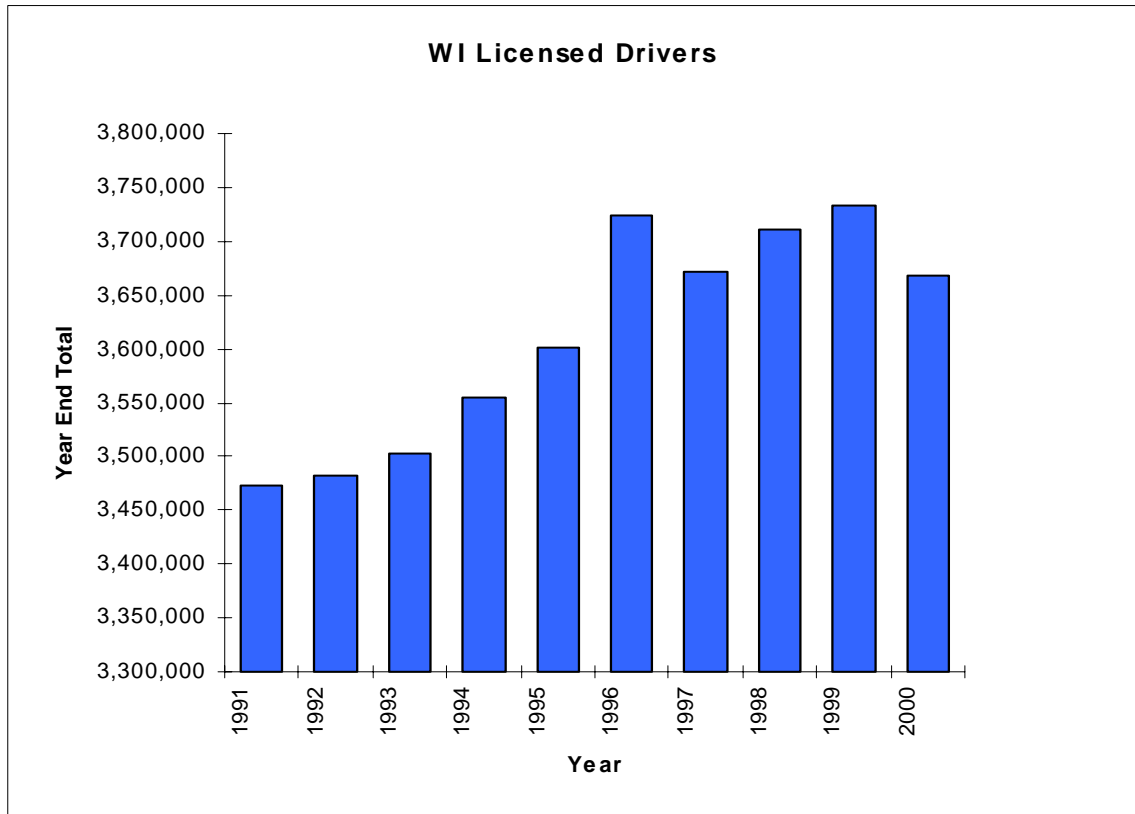
YEAR OF BIRTH	AGE	MALE	FEMALE	TOTAL	%MALE	%OF TOTAL
1896	104	0	1	1	0.00%	0.00%
1897	103	0	0	0	0.00%	0.00%
1898	102	1	1	2	50.00%	0.00%
1899	101	5	3	8	62.50%	0.00%
FOUR YEAR TOTAL		6	5	11	54.55%	0.00%
1900	100	9	4	13	69.23%	0.00%
1901	99	19	8	27	70.37%	0.00%
1902	98	36	25	61	59.02%	0.00%
1903	97	66	39	105	62.86%	0.00%
1904	96	107	91	198	54.04%	0.01%
1905	95	172	142	314	54.78%	0.01%
1906	94	257	250	507	50.69%	0.01%
1907	93	456	400	856	53.27%	0.02%
1908	92	641	674	1,315	48.75%	0.04%
1909	91	901	1,020	1,921	46.90%	0.05%
TEN YEAR TOTAL		2,664	2,653	5,317	50.10%	0.14%
1910	90	1,262	1,456	2,718	46.43%	0.07%
1911	89	1,633	1,939	3,572	45.72%	0.10%
1912	88	2,170	2,701	4,871	44.55%	0.13%
1913	87	2,780	3,295	6,075	45.76%	0.17%
1914	86	3,536	4,369	7,905	44.73%	0.22%
1915	85	4,262	5,194	9,456	45.07%	0.26%
1916	84	5,073	5,974	11,047	45.92%	0.30%
1917	83	5,816	6,926	12,742	45.64%	0.35%
1918	82	6,719	8,238	14,957	44.92%	0.41%
1919	81	7,013	8,312	15,325	45.76%	0.42%
TEN YEAR TOTAL		40,264	48,404	88,668	45.41%	2.42%
1920	80	8,337	9,782	18,119	46.01%	0.49%
1921	79	9,382	11,110	20,492	45.78%	0.56%
1922	78	10,183	11,569	21,752	46.81%	0.59%
1923	77	10,907	12,288	23,195	47.02%	0.63%
1924	76	12,141	13,155	25,296	48.00%	0.69%
1925	75	12,419	13,468	25,887	47.97%	0.71%
1926	74	13,270	14,101	27,371	48.48%	0.75%
1927	73	13,937	14,923	28,860	48.29%	0.79%
1928	72	14,606	15,362	29,968	48.74%	0.82%
1929	71	14,632	15,338	29,970	48.82%	0.82%
TEN YEAR TOTAL		119,814	131,096	250,910	47.75%	6.84%
1930	70	15,601	16,154	31,755	49.13%	0.87%
1931	69	15,473	15,977	31,450	49.20%	0.86%
1932	68	15,713	16,254	31,967	49.15%	0.87%
1933	67	15,391	15,657	31,048	49.57%	0.85%
1934	66	16,603	16,640	33,243	49.94%	0.91%
1935	65	17,106	17,353	34,459	49.64%	0.94%
1936	64	17,813	17,763	35,576	50.07%	0.97%
1937	63	18,335	18,621	36,956	49.61%	1.01%
1938	62	19,513	19,165	38,678	50.45%	1.05%
1939	61	19,400	19,302	38,702	50.13%	1.06%
TEN YEAR TOTAL		170,948	172,886	343,834	49.72%	9.38%
1940	60	20,135	20,272	40,407	49.83%	1.10%
1941	59	21,685	21,548	43,233	50.16%	1.18%

46 Drivers Licensed – Probationary & Regular

YEAR OF BIRTH	AGE	MALE	FEMALE	TOTAL	% MALE	% OF TOTAL
1942	58	24,446	24,527	48,973	49.92%	1.34%
1943	57	25,154	24,957	50,111	50.20%	1.37%
1944	56	24,528	24,218	48,746	50.32%	1.33%
1945	55	24,726	24,004	48,730	50.74%	1.33%
1946	54	29,503	29,106	58,519	50.42%	1.60%
1947	53	33,641	32,747	66,388	50.67%	1.81%
1948	52	33,159	32,111	65,270	50.80%	1.77%
1949	51	33,827	33,186	67,013	50.48%	1.83%
TEN YEAR TOTAL		270,804	266,586	537,390	50.39%	14.65%
1950	50	34,573	33,355	67,928	50.90%	1.85%
1951	49	36,901	35,659	72,560	50.86%	1.98%
1952	48	37,640	36,610	74,250	50.69%	2.02%
1953	47	37,859	36,836	74,695	50.40%	2.04%
1954	46	39,512	38,883	78,395	50.46%	2.14%
1955	45	39,658	38,608	78,266	50.67%	2.13%
1956	44	40,563	39,427	79,990	50.71%	2.18%
1957	43	41,036	40,982	82,018	50.03%	2.24%
1958	42	41,080	40,566	81,646	50.31%	2.23%
1959	41	41,713	41,878	83,591	49.90%	2.28%
TEN YEAR TOTAL		390,535	382,804	773,339	50.50%	21.09%
1960	40	42,051	42,143	84,194	49.95%	2.30%
1961	39	41,578	41,536	83,114	50.03%	2.27%
1962	38	40,671	40,689	81,360	49.99%	2.22%
1963	37	39,546	39,248	78,794	50.19%	2.15%
1964	36	39,181	38,861	78,042	50.21%	2.13%
1965	35	36,183	35,855	72,038	50.23%	1.96%
1966	34	36,494	35,588	72,082	50.63%	1.97%
1967	33	34,657	33,812	68,469	50.62%	1.87%
1968	32	33,693	32,658	66,351	50.78%	1.81%
1969	31	33,310	31,936	65,246	51.05%	1.78%
TEN YEAR TOTAL		377,364	372,326	749,690	50.34%	20.44%
1970	30	36,418	35,322	71,740	50.76%	1.96%
1971	29	33,765	32,282	66,047	51.12%	1.80%
1972	28	30,437	29,030	59,467	51.18%	1.62%
1973	27	28,355	27,475	55,830	50.79%	1.52%
1974	26	32,834	30,910	63,744	51.51%	1.74%
1975	25	31,841	30,167	62,008	51.35%	1.69%
1976	24	30,747	29,534	60,281	51.01%	1.64%
1977	23	30,519	29,341	59,860	50.98%	1.63%
1978	22	33,211	31,794	65,005	51.09%	1.77%
1979	21	34,166	32,411	66,577	51.32%	1.82%
TEN YEAR TOTAL		322,293	308,266	630,559	51.11%	17.19%
1980	20	34,063	32,812	66,875	50.94%	1.82%
1981	19	31,971	31,123	63,094	50.67%	1.72%
1982	18	33,047	31,579	64,626	51.14%	1.76%
1983	17	28,822	28,092	56,914	50.64%	1.55%
1984	16	17,924	18,346	36,270	49.42%	0.99%
FIVE YEAR TOTAL		145,827	141,952	287,779	50.67%	7.85%
GRAND TOTALS		1,840,519	1,826,978	3,667,497	50.18%	100.00%

Includes all types of status except those which expired prior to 12/01/00. Source: Bureau of Driver Services, Report # YRCNTY & #YRAGPRO

Year	Total Licensed Drivers	Year	Total Licensed Drivers	Year	Total Licensed Drivers
1928	893,450	1961	2,069,750	1981	3,059,428
1930	995,000	1962	2,048,300	1982	3,070,956
1940	1,230,000	1963	2,076,500	1983	3,123,649
1941	1,246,600	1964	2,089,700	1984	3,192,135
1942	1,309,475	1965	2,155,007	1985	3,265,322
1943	1,369,750	1966	2,197,038	1986	3,288,517
1944	1,422,050	1967	2,280,544	1987	3,308,903
1945	1,505,700	1968	2,360,815	1988	3,329,557
1946	1,547,100	1969	2,458,037	1989	3,357,339
1947	1,553,500	1970	2,459,539	1990	3,394,203
1948	1,575,500	1971	2,465,315	1991	3,473,236
1949	1,613,800	1972	2,527,731	1992	3,481,421
1950	1,661,700	1973	2,593,838	1993	3,502,347
1951	1,721,700	1974	2,663,796	1994	3,554,003
1952	1,750,100	1975	2,721,284	1995	3,601,619
1953	1,804,300	1976	2,792,905	1996	3,723,685
1954	1,817,700	1977	2,864,689	1997	3,672,469
1955	1,848,700	1978	2,927,546	1998	3,709,957
1956	1,879,750	1979	2,964,404	1999	3,733,077
1957	1,910,500	1980	3,014,715	2000	3,667,497
1958	1,930,500				
1959	1,936,600				
1960	2,002,900				



Who is required to take a driving skills test?

Anyone applying for:

- an original Class D operator's license (auto and small trucks)
- an original Class A, B, or C commercial operator's license
- an original P (passenger) endorsement to operate large motor buses
- an original S (school bus) endorsement to operate any school bus
- reinstatement of a license expired more than four years
- a restricted license
- a special restricted license
- an original Class M (motorcycle) license

Tests may be waived for drivers with a valid out-of-state license and for drivers who have had a valid license within four years. DMV may require a driving skills test whenever it has good cause to question a person's ability to operate a motor vehicle safely due to a physical or medical disability.

Where are driving skills tests given?

DMV conducts driving skills tests, by appointment, at Service Centers located throughout the state.

A licensed driver must accompany an applicant with an instruction permit or expired license. If the applicant is under 18, proof of driver education and sponsorship is also required.

What do I need to bring to the driving skills test?

An applicant must provide the appropriate vehicle for the class of license needed. Prior to the test, the examiner inspects the vehicle for safety defects and valid registration. If problems are detected, the driving skills test may be denied.

What does it cost?

A driving skills test in a commercial vehicle other than a school bus costs \$20. A skills test in a non-commercial vehicle and school bus costs \$15.

What comprises a driving skills test?

Separate tests are given for each license class and endorsement. All tests involve a series of actual traffic situations designed to measure how well the driver responds to road and traffic conditions. Starting/stopping; backing (except for class M); parking; left and right turns; mirror usage; spacing; lane selection and position within a lane; and observing traffic signals; highway signs; right-of-way for vehicles and pedestrians, and other traffic laws are tested for all license classes. The criteria for a class M license include: use of front and rear brakes, balance and control, and position for seeing and being seen. CDL skills test exercises include: a pre-trip inspection; turn around; mountain climb and descent; and, depending on class(es) and endorsement(s) sought, railroad crossing and student discharge. A driving skills test takes 20 to 90 minutes depending on the license class and endorsement for which you are applying.

If I don't pass, can I take the test again?

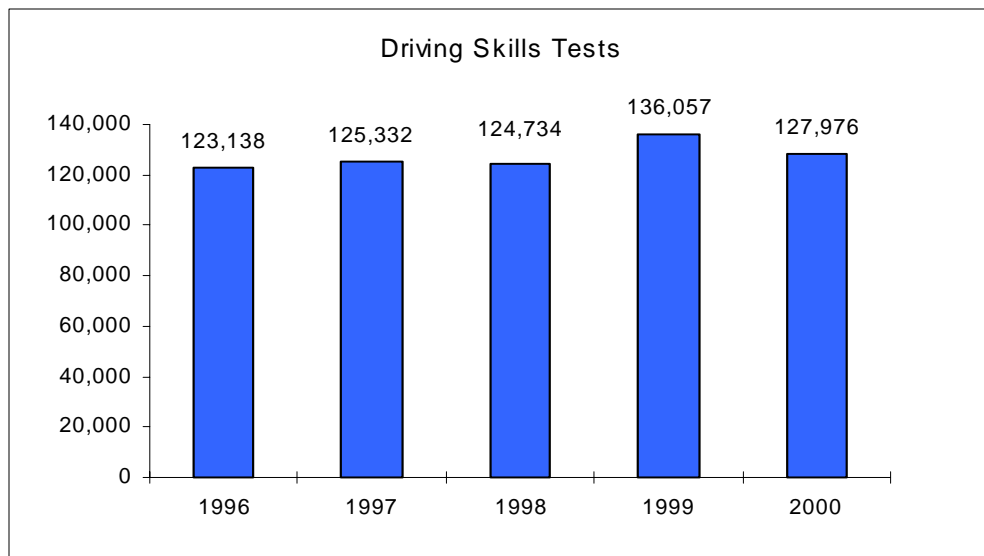
Yes. Depending upon your test results, you may be required to wait 7 or 14 days before another test is allowed. Grounds for not qualifying include:

- inexperience
- failure to follow directions
- contributing to an accident
- dangerous action
- law violation

For more information contact:

Bureau of Field Services
 Technical & Training Services Section
 (608) 266-9831

or any local DMV Service Center



Source: Bureau of Field Services, 3089 Annual Report

What is the electronic title and registration program?

The electronic title and registration program allows dealers, financial institutions, fleets and other approved businesses as DMV agents, to complete title and registration transactions for themselves or their customers electronically. The funds for the registration and title are also submitted electronically. The electronic data updates the DMV data base directly and eliminates the need for DMV to re-key the application. The paper applications and source documents continue to be submitted to DMV separately for audit and microfilming purposes.

How does the program work?

DMV has contracted with three vendors to act as a gateway between our computer and the agents. Dealers, financial institutions and fleet owners use the electronic program to complete transactions for their vehicle sale, loan or fleet customers. Police departments participating in the program complete both title and registration renewal applications for walk-in customers. Some agents, such as grocery stores and financial service centers, process only registration renewal transactions for most auto, small trucks and motorcycle license plates. The vendor is paid out of the electronic filing fee, collected from the vehicle owner. The service is voluntary; only those customers who want on-the-spot service will use the system. Agents issue regular auto and truck plates and stickers to the customer. Titles continue to print centrally at DMV. Agents offering registration renewal services print the updated Certificate of Registration for the customer.

What are the benefits of the program?

- Customers get faster and more convenient service. This is especially important to people who plan out of state trips shortly after buying the vehicle or those who live near the state border.
- Agents are able to transmit information electronically instead of mailing or hand delivering it to DMV. They offer a service to their customer and get quick access to important information about a vehicle's history and mileage.
- Law enforcement agencies have more immediate access to changes in vehicle registration and fewer temporary plates are necessary.
- DMV gets updates to the database without rekeying the data, streamlining the process. And electronic filing helps keep lines shorter at Customer Service Centers.

Could the program be expanded to other businesses?

DMV will continue to explore business partnerships with other customers.

For more information contact:

Bureau of Vehicle Services
Program Third Party Section
Bev Schwartz
(608) 267-5253

What is the Employer Notification Program?

The Employer Notification Program provides employers with current information regarding the driving record of their employees who operate commercial motor vehicles.

A copy of the employee's driver record abstract is mailed to the employer whenever an accident conviction, suspension, revocation, cancellation, disqualification, or out of service order is recorded. In 2000, 27,901 driver record abstracts were mailed under this program.

Who can belong to the Employer Notification Program?

Any employer who owns or leases commercial motor vehicles or assigns a person to drive a commercial motor vehicle can belong to this program. Employers of non-commercial drivers are not eligible.

In 2000, 1,311 employers were involved in the program, covering a total of 66,393 commercial motor vehicle drivers.

What does it cost?

The annual fee is \$20 plus \$2 for each employee enrolled in the program. In addition, the employer is billed \$3 for each abstract that is generated. An employer can withdraw employees from the program at any time without incurring a fee.

For more information contact:

Bureau of Driver Services
Records and Licensing Information Section
Customer Service Unit
(608) 266-2353
rlis.dmv@dot.state.wi.us

What is a habitual traffic offender?

Persons who accumulate four major traffic convictions, (including those from other jurisdictions) or a combination of 12 minor and major convictions, in a five-year period are identified as habitual traffic offenders. Major offenses include:

- operating while under the influence
- eluding an officer
- reckless driving

What happens to those identified as habitual traffic offenders?

The operating privilege of habitual traffic offenders is revoked for five years.

Who orders the revocation?

Under the present law, the DMV administratively revokes the driver's privilege.

What licenses are revoked?

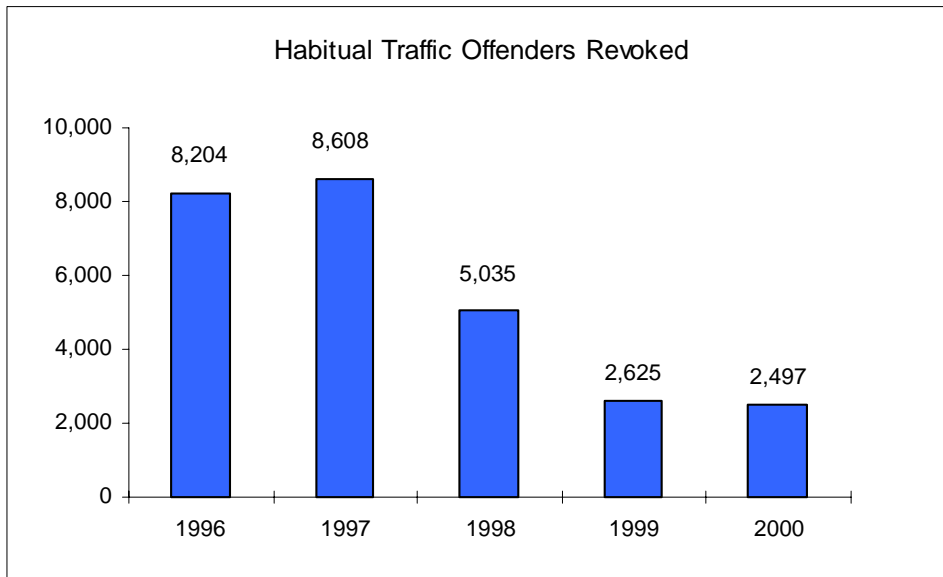
The revocation is of the operating privilege which means all licenses issued by the division. For an unlicensed person, the ability to obtain a license is revoked.

Is any type of license available before the expiration of the five-year revocation?

After a two-year waiting period, a person may, under certain conditions, obtain an occupational license. The two year period is counted from the date of the revocation order.

For more information contact:

Bureau of Driver Services
Revocations and Suspensions Section
(608) 266-2261
cnr.dmv@dot.state.wi.us



Source: Bureau of Driver Services, Report #P7011924-2

In August, 1998, the department implemented a portion of Act 84, Laws of 1997. The law change made Operating After Revocation (OAR) and Operating While Suspended (OWS) a 'minor' rather than a 'major' violation for calculating Habitual Traffic Offender (HTO) status. The result has been a significant drop in HTO's.

What is heavy vehicle registration and titling?

This is the titling and registration of non-autos: trucks, tractors, buses, motor homes and trailers, except for those vehicles apportioned under the International Registration Plan (IRP).

What type of registration is issued?

A wide variety of license plates and registration stickers for vehicles ranging from pick-up truck licenses (ATK), trucks, truck tractors, semitrailers, farm and heavy farm trucks, trailers of all types (from camping trailers to semi-trailers), buses, including school buses, motor homes, dual purpose vehicles and specialty vehicle licenses (X, UX, and Z plates).

Where can I apply for registration?

Applications may be mailed directly to the Madison central office. Heavy vehicle registration services are available at the La Crosse, Milwaukee, and Madison DMV Service Centers.

Do I have to register for the whole year if I only use my truck for a few months?

No, registration is available on a quarterly basis (January-March, April-June, July-September, October-December) for vehicles registered with a gross weight over 8,000 pounds. (Vehicles with special plates are not eligible). An extra fee of \$5 is charged per quarter of registration.

What if I only operate in June, July and August? Do I have to pay for two complete quarters?

No, consecutive monthly registration is also available (with a minimum registration period of three months) for registration of a number of special-use vehicles. The fee is 1/12 the annual fee times the number of months of registration, plus a fee of \$15 per vehicle.

Who is eligible for consecutive monthly registration?

Any of the following vehicles may be registered on a consecutively monthly registration basis:

- a motor truck or a trailer or a truck tractor used exclusively to transport concrete pipe or block and related materials, recycled metal salvage materials, logs or pulpwood, dirt, fill or aggregates or fresh milk, or to transport perishable fresh fruits or vegetables for canning, freezing, dehydrating or storage prior to processing, including return of waste, or to transport petroleum products
- a motor truck or a trailer or a truck tractor equipped with a dump, box or other container used exclusively to transport gravel, concrete or cement and bituminous road construction materials or agricultural lime, feed, grain or fertilizer, or equipped with a mechanical mixer used exclusively to mix and deliver concrete
- motor truck or truck tractor which is owned or leased by a retail lumberyard used exclusively to transport building construction materials from that lumberyard to a building construction site
- any motor vehicle used exclusively for towing operations of stalled or disabled vehicles

How can I operate my vehicle immediately?

Telephone Authorization is available for a fee of \$7.50 by calling 1-800-422-6771. This allows for immediate operation for vehicles registered quarterly or consecutive monthly. See section on "Telephone Authorization" for information.

54 Heavy Vehicle Registration & Titling

Does a school bus need to be inspected before I can register it?

Yes, prior to issuing an original title for a new school bus, or a Wisconsin title for a used school bus purchased out-of-state, the bus must be inspected by the Wisconsin State Patrol. Contact the local State Patrol District Headquarters nearest you for inspection information. There is a \$5 fee for five-year school bus plates.

Do I need different registration if I want to use my bus for charter operations?

To use a school bus for a charter operation, you need to register as a charter bus and pay regular gross weight registration fees. Quarterly or annual charter registration is available as well as 72-hour trip permits for intrastate operation.

Can I drive my farm truck to my non-farm job?

No. Trucks licensed as farm trucks may not be used for any non-farm occupation, trade or employment. You need to license your truck as a dual-purpose farm vehicle. You may use a farm truck for personal or family purposes but not for commuting to another job. A heavy farm truck (registered at 38,000 lbs. or more) may not be used for personal or family purposes.

For more information contact:

Bureau of Vehicle Services
Title and Registration Processing Section
Vehicle Registration & Titling Unit
(608) 264-8735

What is “heavy vehicle use tax”?

Heavy Vehicle Use Tax (HVUT) is an annual tax assessed by the Federal Internal Revenue Service (IRS) on vehicles operating on public highways at a gross weight of 55,000 lbs. and greater.

Although the tax has been in effect since 1954, the federal government held the states responsible for enforcement beginning in October 1985. The federal government distributes revenues back to states for highway construction and maintenance.

What is proof of compliance?

A carrier must send proof of HVUT compliance to the DMV with their registration renewal. For vehicles registered annual (IRP and Intrastate), send proof in with your annual renewal. For Intrastate vehicles registered quarterly or consecutive monthly, send proof in with your first registration during a calendar year. Do not send proof of HVUT compliance separate from your IRP or Intrastate registration renewal. Proof of compliance may be either:

- a copy of a receipted Schedule 1 from IRS form 2290, or
- a copy of a completed 2290, Schedule 1 and both sides of the canceled check

Are there any exemptions from HVUT?

Yes. Some exemptions are:

- vehicles which travel fewer than 5,000 miles annually or agricultural vehicles which travel fewer than 7,500 miles annually. Carriers must file Schedule 1 with the IRS and send a receipted copy to the DMV
- mobile cranes and well-drilling vehicles when the carrier files a signed statement with the DMV which lists the vehicle identification number, vehicle type and tax year
- vehicles registered at 56,000 lbs. but actually operating between 54,001 and 54,999 lbs. when a signed statement is filed with the DMV

When are tax forms filed?

However, even if exempted, the carrier may be required to file with the IRS or notify the DMV of exempt status.

A carrier must file tax forms with the IRS by the end of the month following the month the vehicles first operated on public highways.

For more information contact:

Bureau of Vehicle Services
Interstate
(608) 267-6753

Intrastate
(608) 264-8735

Who is required to have an Instruction Permit?

Anyone learning to drive an automobile, motorcycle or Commercial Motor Vehicle (CMV) must first obtain an Instruction Permit.

What is required for a permit?

An applicant must pass the appropriate knowledge exam and a highway sign test. To apply for an automobile instruction permit, a person must:

- be at least 15 years and 6 months old
- be enrolled in a certified driver education program
- provide proof of name and date of birth, such as a certified birth certificate, a passport or naturalization papers as acceptable proof of identity (usually a document with name and signature or photo) when applying for the first permit
- have the signature of a parent, step-parent, or other adult sponsor, or file financial responsibility under certain conditions if under 18

To apply for an instruction permit to learn to operate a CMV, a person must be 18 years of age or older and hold a valid Class “D” (automobile/small truck) driver license.

Where are permits issued?

DMV issues permits at Service Centers located throughout the state.

What is the cost?

The fee for an instruction permit is \$25, except motor cycle permits are \$22 and CDL permits are \$20.

**How long is the permit valid?
Can it be renewed?**

The class D permit is good for 1 year. CDL and motorcycle permits are good for 6 months. Each renewal costs \$25, \$20, and \$22 respectively. A minor must show proof of enrollment or completion of a certified driver education course to renew the permit.

What restrictions apply to persons operating a commercial vehicle?

Persons operating a CMV with an instruction permit must be accompanied by a licensed driver with the appropriate class of license and endorsements.

For more information contact:

Bureau of Field Services
Technical & Training Services Section
(608) 266-9831

or any local DMV Service Center

YEAR OF BIRTH	AGE	COMMERCIAL		REGULAR		MOTORCYCLE		TOTAL	% OF TOTAL
		MALE	FEMALE	MALE	FEMALE	MALE	FEMALE		
1910	90				1			1	0.00%
1911	89			1				1	0.00%
1912	88							0	0.00%
1913	87							0	0.00%
1914	86							0	0.00%
1915	85			2	2			4	0.01%
1916	84				4			4	0.01%
1917	83				2			2	0.00%
1918	82			2	4			6	0.01%
1919	81				2			2	0.00%
TEN YEAR TOTAL		0	0	5	15	0	0	20	0.03%
1920	80				3			3	0.00%
1921	79			1	5			6	0.01%
1922	78	2		2	10			14	0.02%
1923	77			2	8			10	0.02%
1924	76	3		2	8			13	0.02%
1925	75	5	1	1	9			16	0.02%
1926	74	5	1		12	3		21	0.03%
1927	73	8		2	15	3		28	0.04%
1928	72	7		6	19	1		33	0.05%
1929	71	15		3	11			29	0.04%
TEN YEAR TOTAL		45	2	19	100	7	0	173	0.27%
1930	70	10	1	3	7	2		23	0.04%
1931	69	11	2	6	18	5		42	0.06%
1932	68	12		5	13	6		36	0.06%
1933	67	20		8	15	6		49	0.08%
1934	66	16	4	4	13	11		48	0.07%
1935	65	24		6	22	8	1	61	0.09%
1936	64	30	2	4	20	7		63	0.10%
1937	63	35	1	9	17	12	1	75	0.11%
1938	62	29	5	11	26	22	3	96	0.15%
1939	61	41	2	10	18	10		81	0.12%
TEN YEAR TOTAL		228	17	66	169	89	5	574	0.88%
1940	60	45	5	11	33	19	3	116	0.18%
1941	59	48	4	4	20	18		94	0.14%
1942	58	53	8	7	31	17	4	120	0.18%
1943	57	49	8	7	31	29	4	128	0.20%
1944	56	53	9	8	36	25	6	137	0.21%
1945	55	49	8	18	42	32	6	155	0.24%
1946	54	62	10	13	45	39	9	178	0.27%
1947	53	70	14	24	61	55	13	237	0.36%
1948	52	83	13	24	52	63	25	260	0.40%
1949	51	81	14	21	66	69	29	280	0.43%
TEN YEAR TOTAL		593	93	137	417	366	99	1,705	2.61%

58 Instruction Permit

YEAR OF BIRTH	AGE	COMMERCIAL		REGULAR		MOTORCYCLE		TOTAL	% OF TOTAL
		MALE	FEMALE	MALE	FEMALE	MALE	FEMALE		
1950	50	88	17	26	64	90	21	94	0.14%
1951	49	96	11	31	69	77	24	308	0.47%
1952	48	111	24	41	74	98	23	371	0.57%
1953	47	125	17	30	86	76	44	378	0.58%
1954	46	129	19	40	78	87	43	396	0.61%
1955	45	105	24	34	109	84	45	401	0.61%
1956	44	152	27	50	105	75	49	458	0.70%
1957	43	150	41	36	76	98	57	458	0.70%
1958	42	148	33	62	123	116	65	547	0.84%
1959	41	167	34	55	116	110	56	538	0.82%
TEN YEAR TOTAL		1,271	247	405	900	911	427	4,161	6.38%
1960	40	144	37	77	138	133	71	600	0.92%
1961	39	175	36	70	147	146	70	644	0.99%
1962	38	165	30	70	141	124	87	617	0.95%
1963	37	185	35	85	148	151	79	683	1.05%
1964	36	174	42	89	160	128	75	668	1.02%
1965	35	172	40	89	165	139	71	676	1.04%
1966	34	178	39	87	173	153	72	702	1.08%
1967	33	151	31	111	161	139	71	664	1.02%
1968	32	172	36	135	193	141	67	744	1.14%
1969	31	190	42	134	202	167	52	787	1.21%
TEN YEAR TOTAL		1,706	368	947	1,628	1,421	715	6,785	10.40%
1970	30	176	35	161	229	186	67	854	1.31%
1971	29	186	34	165	257	175	66	883	1.35%
1972	28	196	39	195	258	183	40	911	1.40%
1973	27	223	30	204	260	169	56	942	1.44%
1974	26	246	29	206	289	194	54	1,018	1.56%
1975	25	214	29	274	298	208	52	1,075	1.65%
1976	24	247	30	258	317	199	44	1,095	1.68%
1977	23	250	29	288	359	275	47	1,248	1.91%
1978	22	278	30	342	451	265	31	1,397	2.14%
1979	21	280	20	445	549	315	59	1,668	2.56%
TEN YEAR TOTAL		2,296	305	2,538	3,267	2,169	516	11,091	17.00%
1980	20	270	23	524	675	341	39	1,872	2.87%
1981	19	250	23	852	976	264	28	2,393	3.67%
1982	18	129	10	1,189	1,322	249	16	2,915	4.47%
1983	17			1,823	1,896	205	6	3,930	6.02%
1984	16			7,693	7,498		1	15,192	23.28%
1985	15			6,963	7,472			14,435	22.12%
SIX YEAR TOTAL		649	56	19,044	19,839	1,059	90	40,737	62.44%
GRAND TOTALS		6,788	1,088	23,161	26,335	6,022	1,852	65,246	100.00%

Commercial and Regular instruction permit statistics include all types of status except those which expired prior to 12/01/00

Motorcycle instruction permit statistics include all types of status except those which expired prior to 06/01/00 (due to seasonal nature of this license type)

Source: Bureau of Driver Services, Report #YRAGIPS and #YRAGEMC

What is the International Registration Plan?

The International Registration Plan (IRP) is a vehicle registration system which registers motor carriers with all jurisdictions they operate in by filing one application with their 'base' or home state. Registration fees are calculated on the percentage of miles a carrier travels in each jurisdiction. The base jurisdiction collects the fees for all jurisdictions where the carrier operates and forwards the fees to those jurisdictions. The carrier is issued one license plate and cab card for each vehicle. The cab card lists all jurisdictions with which the vehicle is registered. IRP registration is valid for both interstate and intrastate operations.

How many states participate in IRP?

By January 2003, there will be 58 member states and Canadian provinces (Wisconsin joined the IRP in 1978).

Who must register with IRP?

Interstate carriers who are residents of an IRP state, or who have an established place of business in an IRP state are required to register with IRP. At the carrier's option, trip permits may be purchased in lieu of IRP registration.

What vehicles must be registered?

The types of vehicles that register with IRP are:

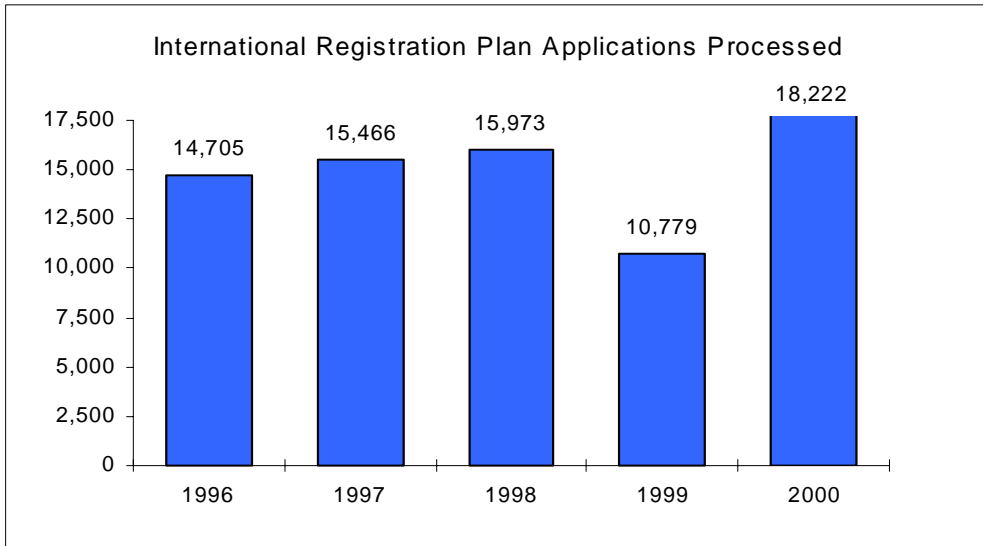
- vehicles operating or registered over 26,000 lbs.
- vehicles with three or more axles, regardless of weight
- combination vehicles with a combined weight over 26,000 lbs.

Are any vehicles exempt?

Vehicles with restricted plates such as farm vehicles, city pickup and delivery vehicles, government-owned vehicles, recreational vehicles, and charter buses may be exempt from IRP registration.

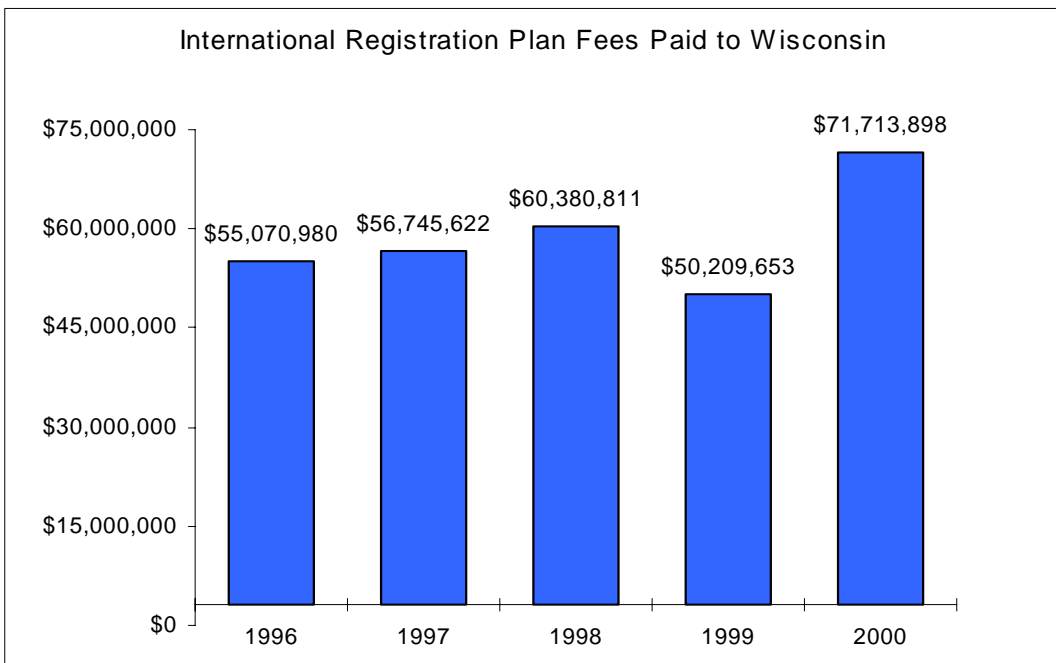
For more information contact:

Bureau of Vehicle Services
Motor Carrier Services Section
IRP Unit
(608) 266-9900



Source: COVERS Database

Due to the migration to staggered registration, FY99/00 IRP was reduced by about 25%.



Source: COVERS Database

What is an involuntary transfer?

An involuntary transfer of a motor vehicle is a transfer of ownership as a result of legal action or of something other than a voluntary transaction. These applications are complex and generally not handled in Motor Vehicle Service Centers. DMV reviews legal opinions and court decisions to process involuntary transfers.

Who would use this service?

Anyone with an application that would fall under one of the categories described below may wish to use this service:

- glider kits – incomplete units of semi-tractors which are purchased and assembled into a complete unit (e.g., a cab, or cab axle) which contain bills of sale rather than the title and Certificate of Origin
- no trace of ownership – an applicant seeking to register a vehicle without a certificate of title; the applicant must provide some proof of the background of the vehicle
- liens – towing and storage liens, mechanics and storage liens, self service storage facilities lien and landlord liens

Is there an extra charge for this service?

There is no charge other than the normal title fee, sales tax, registration fee and possibly a counter service fee.

For more information contact:

Bureau of Vehicle Services
Research and Information Unit
(608) 266-1466
bur-veh-services.dmv@dot.state.wi.us

Why are license plates required?

License plates are evidence that registration fees have been paid and are a means of readily identifying a vehicle and tracing ownership.

How many types of Wisconsin license plates are there?

There are 87 plate designs in 29 color combinations with 158 stickers and decals. The plate issued depends on the design and use of the vehicle or the owner's special interest. Examples of plate types are:

Automobile	Disabled
Truck	Tractor
Collector	Semi-trailer

Most plate types are issued in sets of two for front and rear vehicle display.

Can auto plates be placed on a van?

Yes, if seating capacity of the van is greater than 50% of the total space available, you may license it as an auto. If cargo space comprises more than 50% of available floor space, you must register it as a truck at the appropriate gross weight. If the vehicle has a separate, open cargo box, it must be registered as a truck.

How long are plates valid?

The length of the registration period depends on the type of license plate. There are 8 valid registration periods: annual, quarterly, monthly, 2 year, 5 year, 6 year, 12 year and non-expiring. More detail on license plate types and registration periods is available in the *Wisconsin License Plate and Motor Carrier Credentials Guide*, published annually. For information on truck and bus registration, see "Heavy Vehicle Registration & Titling."

When will I get new license plates?

Auto and light truck plates issued from 1987 through June 2000 will be replaced over the five year period of July 2000 - June, 2005, with oldest plates first. Special plate types will also be replaced during this period, but a start date has not yet been set. Plates for motorcycles and heavy vehicles are not scheduled for replacement. Individuals may replace their plates (same plate design) for a fee of \$2 for regular plates and \$5/6 for some special plates. Plate holders are responsible for replacing plates that are no longer readable.

When are renewal stickers issued?

DMV issues stickers upon renewal to show the date of vehicle registration expiration when new plates are not issued.

How do I apply to renew my license plates?

DMV mails renewal notices about one month prior to the expiration of the current registration. If you haven't received a renewal notice, send the renewal fee along with a letter or other document, such as a certificate of registration which gives the license plate number to be renewed.

How long does it take to issue plates and stickers?

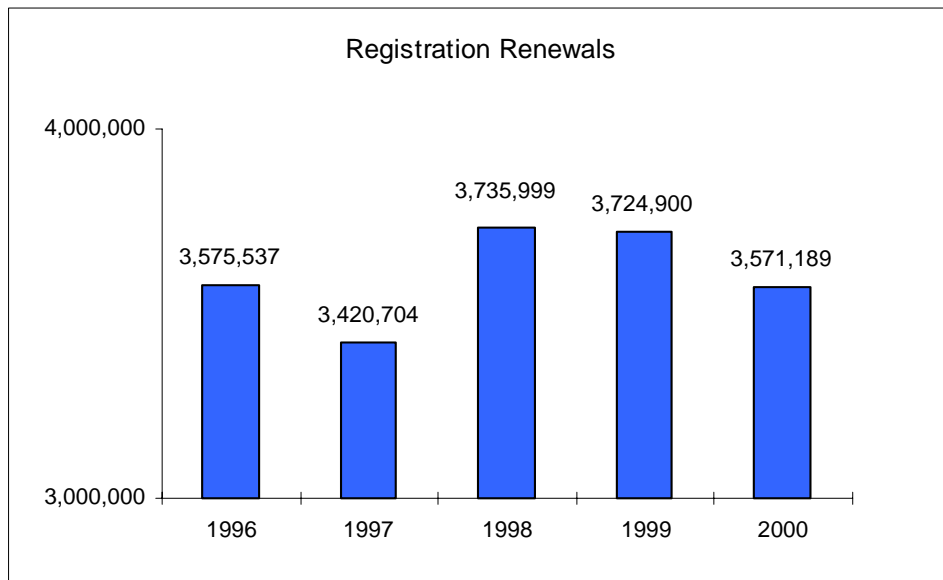
Renewal applications are generally processed in about 10 days. Applications for registration are processed immediately for an additional \$3 counter service fee at those DMV Service Centers offering vehicle registration service.

If your renewal notice says that you can renew registration by phone, you may call (800) 236-7368 from a touch-tone phone and charge your renewal to your VISA, MasterCard, or Discover card.

There is a \$2.50 handling fee, and you'll receive your plates or stickers in a week or less. Renewal is also available via the Internet at <http://www.dot.state.wi.us>.

For more information contact:

Bureau of Vehicle Services
 Vehicle Records Section
 Research & Information Unit
 (608) 266-1466
bur-veh-services.dmv@dot.state.wi.us



Source: Bus Renewal Statistics by Month

64 License Plates Issued**License Plates Issued by Calendar Year**

Plate Type	1996	1997	1998	1999	2000
Auto	554,758	541,016	557,404	596,205	762,794
Personalized (all types)	36,247	95,918	25,681	28,028	68,908
Disabled	2,498	2,646	4,280	2,730	16,523
Disabled Vet	221	259	242	193	207
Amateur Radio	306	365	321	461	1,660
ZZ Auto	6	5	27	45	36
ZY Auto	426	568	568	589	72
Special Collector	449	333	345	273	1,110
Motorhome	5,049	5,034	4,023	5,736	5,026
ATK Truck "A"	75,315	73,931	81,252	82,040	108,070
ATK Truck "B"	68,872	63,170	64,247	66,325	104,748
ATK Truck "C"	18,947	18,243	22,401	24,045	36,803
Dual Purpose Vehicle	878	671	632	487	502
Farm Truck 12,000#	8,004	6,240	6,964	6,029	5,817
Dual Purpose Farm	2,687	2,235	2,518	2,333	2,263
Insert Truck (A,B,C)	966	966	819	1,195	475
Insert Truck (X, D-T)	18,502	19,613	19,577	20,443	20,006
Tractor	2,186	2,205	2,078	2,247	2,430
Insert Trailer	10,334	11,616	12,765	14,320	14,961
Heavy Farm Truck	1,525	1,347	1,484	1,536	1,268
Farm Trailer	1,716	1,512	1,666	2,054	1,809
ZA Trailer	591	373	167	373	2,093
Camping Trailer	242	216	0	0	0
BX Bus	11	16	4	254	126
Special "X"	131	88	127	492	143
Special "UX"	627	674	602	525	553
Special "Z"	942	1,027	1,301	1,221	1,222
Insert Bus	137	138	137	172	294
School Bus	1,338	1,009	887	4,494	950
Semi-Trailer	14,397	14,579	15,111	15,108	13,669
Mobile Home	6,530	6,954	5,374	8,837	9,216
Trans. Trailer	5	10	6	7	49
Motorcycle	31,850	30,548	35,932	34,307	39,202
Moped & SDV	1,916	1,902	2,173	2,142	2,823
EX POW	23	12	23	5	17

License Plates Issued by Calendar Year

Plate Type	1996	1997	1998	1999	2000
National Guard	46	36	44	81	27
State Owned	326	720	740	784	1,033
Municipal	2,371	2,372	2,397	2,397	2,978
Official	355	443	414	586	510
Collector	7,659	7,809	9,321	9,479	5,169
Hobbyist	355	396	528	585	612
Antique	138	129	180	148	128
Driver Education	40	38	28	340	56
Dealer Plates	21,381	12,096	11,341	17,189	10,990
Apportioned Power	39,391	40,264	25,178	43,219	10,538
Apportioned FL TRL	144	166	0	76	67
Apportioned 12 Yr. Trailer	5,551	4,956	4,935	13,925	19,923
Military Group	881	779	702	1,233	623
Civilian Group	488	521	364	2,360	488
University Group	249	299	533	977	365
Endangered Resources	6,053	3,748	2,621	2,571	1,353
Sesquicentennial	N/A	348,410	87,958	N/A	293
Temporary Plates	38,585	46,130	465,373	342,324	293,636
Metal Plates	954,060	1,328,621	1,018,413	1,021,301	1,280,998
Totals	992,645	1,374,751	1,483,786	1,363,25	1,574,634

Source: System Issue Reports

Who is required to file medical reports?

DMV evaluates whether each applicant for a license can exercise reasonable control over a vehicle. To carry out this responsibility, the DMV conducts written exams, road tests, sign identification tests, and vision screenings. Some persons have medical conditions or disabilities which the DMV cannot adequately assess using these tests. These individuals are required to submit medical information to aid the Division in making licensing decisions.

How are medical reports reviewed?

DMV staff review the medical reports. They focus on:

- whether the person's condition is stable
- the degree of impairment from the condition
- the physician's recommendation regarding driving

Physicians and vision specialists throughout the state review more complex cases.

How often do drivers have to file reports?

Many drivers only require one medical report. Some people with recurring or progressive medical conditions file medical reports periodically to maintain a valid license.

What are the results of medical reviews?

Of the 30,600 medical reports reviewed, 3,700 resulted in cancellations of the driving privilege. Many people are required to pass a written test on driving laws and/or an on-the-road driving test to maintain their license. Over 1,500 drivers voluntarily surrendered their license when asked for a medical report or a driving test.

DMV attempts to allow each person to drive under conditions which are safe for them. For example, some drivers will be restricted to an area within 15 miles of their home if they can demonstrate good driving skills in that limited area. Physicians often recommend restrictions such as daytime driving only, no driving on freeways, or driving with an automatic transmission. Through the use of restrictions, driving tests and medical reports the DMV ensures that people with conditions limiting their functional ability are able to maintain a safe level of driving.

How can a person appeal a medical review decision?

DMV provides medical review boards for persons who wish to appeal a license denial. Any person can request an in-person or by-mail review of his/her case by a panel of three physicians.

For more information contact:

Bureau of Driver Services
Records & Licensing Information
(608) 266-2327
rlis.dmv@dot.state.wi.us

Who is subject to audit by the Department?

Motor carriers licensing their vehicles under the International Registration Plan (IRP), International Fuel Tax Agreement (IFTA).

What is the purpose of audits?

Records are examined to verify the miles and fuel use reported. Billings or refunds are issued when acceptably maintained records indicate additional payments or refunds are due. Other IRP and IFTA jurisdictions are informed of audit findings just as Wisconsin is informed of audits done by the other IRP and IFTA jurisdictions.

How are motor carriers selected for audit?

Audits are picked on a random selection basis and also selected by information received from other sources which may indicate an audit is necessary.

What records are required?

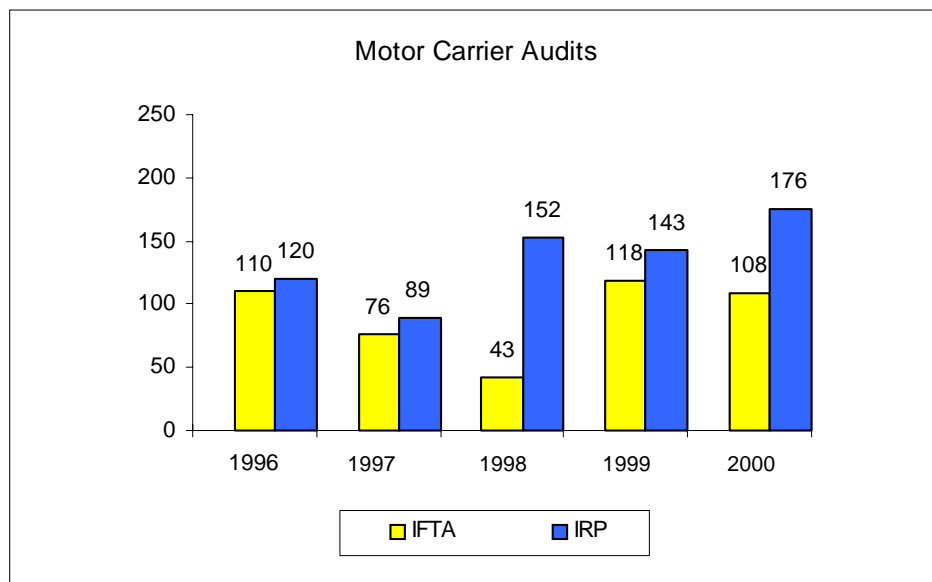
Individual vehicle distance records and their supporting documents (drivers' daily logs, bills of lading, fuel receipts, etc.) must be maintained to support the miles listed on the motor carrier's application. Records are to be retained for 5 1/2 years.

How is the audit conducted?

Upon notification of the department's intent to audit, motor carriers may either submit their records to the department or be contacted at their place of business during regular working hours. Firms may be audited every year. The IFTA and the IRP require the base jurisdictions to audit 15% of the registered carriers every five years.

For more information contact:

Bureau of Vehicle Services
 Motor Carrier Services Section
 Audit Unit
 Thom Rabaglia
 (608) 267-6753
 thomas.rabaglia@dot.state.wi.us



Source: Work Unit Statistics

How is the state fuel tax collected?

Fuel tax is collected at the pump (retail sales), through payments made to the Wisconsin Department of Revenue as bulk fuel is used, or when the motor carrier files quarterly fuel tax reports with the Department of Transportation.

How much fuel must be purchased?

A carrier must pay tax on the number of gallons used on Wisconsin highways. For example, if a motor carrier used 1000 gallons of fuel on Wisconsin highways, 1000 tax-paid gallons must be purchased or funds equal to the amount of tax on 1000 gallons remitted to the State of Wisconsin.

What if fuel is over purchased?

If the carrier buys more fuel than is required to cover Wisconsin usage, a refund may be obtained on the taxes paid for the excess fuel.

Where are tax reports filed?

Wisconsin-based motor carriers file quarterly or annual reports with the Motor Carrier Services Section, Fuel Tax Unit. Annual reports may be filed by Wisconsin residents operating less than 5,000 total miles in IFTA jurisdictions.

Why was interstate fuel tax report filing transferred to DOT?

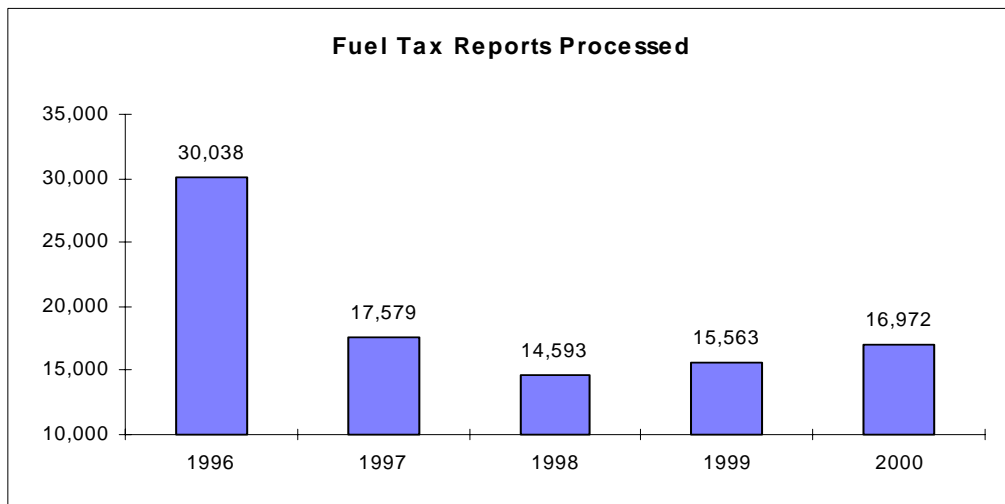
The program was moved from the Department of Revenue to DOT in 1987 to promote a “one-stop” concept of service to motor carriers. “One-stop” allows carriers to file all required reports and obtain all necessary credentials in one office.

What is a “base state” fuel tax program?

A “base state” agreement allows a carrier to file reports, pay fees, and obtain credentials through its base/home state. The base state forwards all fuel use data and tax owed to other states in the agreement. There are 58 jurisdictions that are members of IFTA.

For more information contact:

Bureau of Vehicle Services
Motor Carrier Services Section
Fuel Tax Unit
(608) 267-4832



Source: COVERS Database

Which motor carriers are required to file proof of insurance?

All carriers of passengers or property for-hire rental companies, owners of all buses, human service vehicles, driver education vehicles, and dealer demo vehicles (demonstrated with a load) are required to file proof of insurance before operating in Wisconsin.

Do I need to carry insurance and pay use taxes if I only operate intrastate?

Yes. If you are a “for-hire” carrier, you need to carry insurance and pay the heavy vehicle use tax (HVUT) on vehicles operating at a gross weight of 55,000 lbs. even if you only operate in Wisconsin. See section on “Heavy Vehicle Use Tax.”

Are there minimum insurance limits required?

Wisconsin’s insurance minimums are established by the federal government. They are:

- combined single limit of \$300,000 for vehicles of 10,000 lbs. or less transporting non-hazardous substances
- combined single limit of \$750,000 for vehicles over 10,000 lbs. transporting non-hazardous substances
- combined single limit of \$1,000,000 to \$5,000,000 for vehicles transporting hazardous substances (the required amount depends upon the type of substances carried)

Why is insurance required?

Insurance is required to promote public safety and ensure fiscal responsibility of high-liability operations.

How is proof of insurance filed?

An authorized representative of the motor carrier’s insurance company must file evidence stating they have met all insurance requirements:

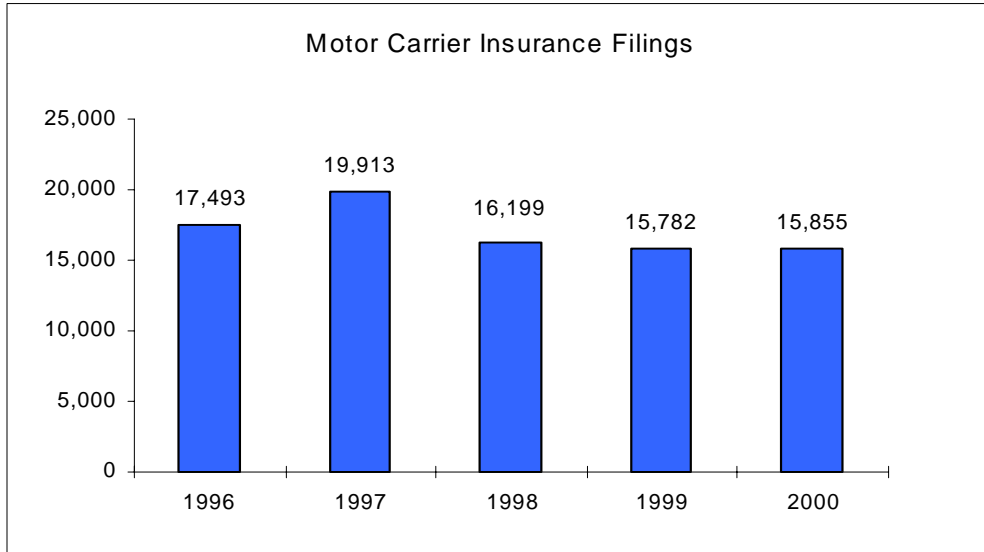
- For ICC-regulated carriers Form BMC91 or BMC91X must be filed with their base state
- For ICC-exempt carriers Form E or EX must be filed before operating in Wisconsin
- For Intrastate-only carriers Form E, EX or S-1 may be filed

What are the penalties for operating without filing insurance?

Carriers who operate without filing proof of insurance may be subject to enforcement action and cancellation of vehicle registration and permits.

For more information contact:

Bureau of Vehicle Services
Motor Carrier Services Section
Motor Carrier Insurance/SSRS Unit
(608) 266-6648



Source: Unit Work Statistics

What is the Single State Registration System (SSRS)?

The SSRS is a program in which for-hire carriers of passengers or property file their ICC authority and proof of insurance with the base state in which the carrier has its principal place of business.

All fees required for all states into which the carrier operates are paid only to the base state, which then transmits the fees to the other states. The registration period runs from January 1 through December 31.

Carriers located in states not participating in the program and those carriers from Canadian provinces are required to register with the participating state where the greatest number of vehicles will operate in the upcoming year.

How many states participate?

As of December 31, 2000, there are 39 states participating in the SSRS.

What credential will the carrier receive to indicate compliance with the SSRS program?

The base state will issue a single receipt indicating the states in which the carrier may operate. The carrier is then required to make a copy for each vehicle for which fees have been paid. The copy of the receipt must be carried in each vehicle and the original kept at the carrier's principal place of business. Carriers who operate in a state for which fees haven't been paid are subject to enforcement action.

For more information contact:

Bureau of Vehicle Services
Motor Carrier Services Section
Motor Carrier Insurance/SSRS Unit
(608) 266-6648

**Motor Vehicle Registrations In Wisconsin
From 1930**

Year	Total Registrations	Year	Total Registrations
1930	791,492	1985	3,418,789
1935	771,499	1986	3,613,124
1940	921,149	1987	3,696,348
1945	860,031	1988	3,764,880
1950	1,226,683	1989	3,839,647
1955	1,416,425	1990	3,907,343
1960	1,658,520	1991	3,982,901
1965	1,933,266	1992	4,018,786
1970	2,350,154	1993	4,129,519
1975	2,815,109	1994	4,172,462
1980	3,103,784	1995	4,268,619
1981	3,284,746	1996	4,241,260
1982	3,225,611	1997	4,503,904
1983	3,405,671	1998	4,449,217
1984	3,493,737	1999	4,713,643
		2000	4,798,056

Sources: 1930-1975 State of Wisconsin Blue Books;
1980-2000 January file analysis.

What salespeople are licensed?

Persons selling or approving the retail sales, or leasing or approving consumer leases of motor vehicles and recreational vehicles are required to be licensed by DMV. The salesperson must be employed by a dealer and may be licensed for only one dealer at a time, except in the case of multiple dealerships owned by the same dealer principal. DMV also licenses motor vehicle manufacturer and distributor representatives.

What are the licensing requirements?

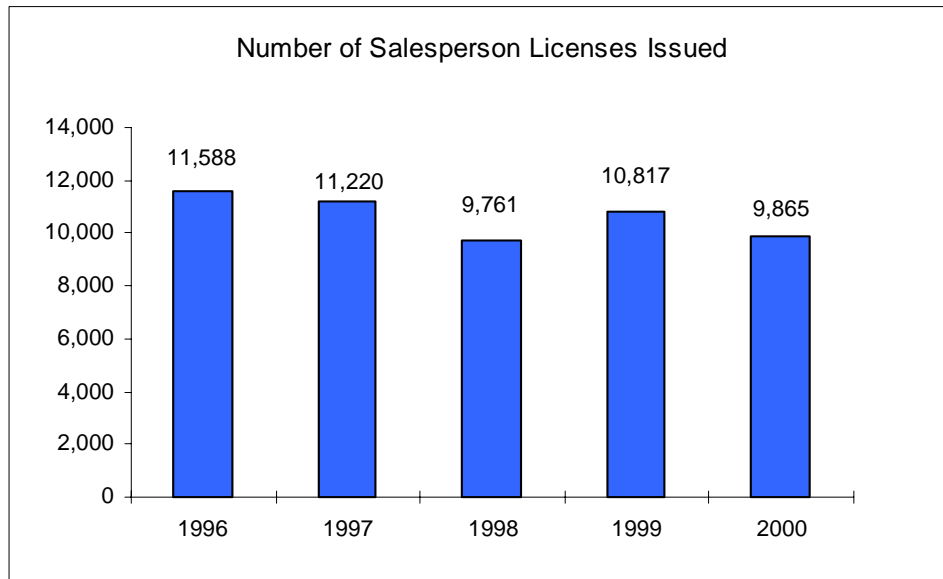
Motor vehicle salespersons must be of good character and must pass a written exam at time of first application. A bond may be required if the applicant's character is questionable or past sales practices are unacceptable.

What does a license cost?

First-time applicants for a motor vehicle salesperson license must pay a \$5 examination fee in addition to the license fee. Salespersons who do not renew their license for five years must be retested. The annual license fee is \$4. A salesperson's license expires on the same date as the employer's dealer license.

For more information contact:

Bureau of Vehicle Services
 Customer Service Unit
 (608) 266-1425



Includes licenses issued to manufacturer and distributor representatives.

Source: Business Licensing Unit Work Statistics

What is the definition of a motorcycle?

A motorcycle is a motor vehicle designed and built to have no more than 3 wheels. It must have its own power source capable of speeds in excess of 30 mph with a 150 pound rider, under ideal road conditions.

Who needs a Class M – Motorcycle license?

Anyone who drives a motorcycle must have a Class M motorcycle license or motorcycle instruction permit. (Moped drivers do not have the same licensing requirements. They must have a Class D regular, probationary, or special license restricted to moped use.)

What are the requirements for a Class M License?

A person must hold a Wisconsin motorcycle instruction permit or surrender a valid motorcycle license from another state before they may obtain a Class M license. Successful completion of a rider course is required for persons who fall under any one of the following:

- are under 18
- held three previous motorcycle instruction permits
- previously failed two DOT-administered motorcycle skill tests

Rider courses are highly recommended for anyone who wants to ride a motorcycle or who wants to improve their motorcycle riding skills.

What rider courses are offered?

There are two motorcycle rider courses; successful completion of either course can be used for point reduction of motorcycle violations. See “Traffic Safety Programs” for more information on point reduction.

The 20-hour **Basic Rider Course** is designed for beginning riders. The course was developed and the instructors are certified by the Motorcycle Safety Foundation and Wisconsin DOT. It is taught off-street, out of traffic, and motorcycles and helmets are provided. The course consists of 9 hours of classroom and 11 hours of on-cycle instruction, including the following: preparing to ride; turning, shifting and braking; street strategies; special situations; increasing riding skills; maintenance, and insurance. The course is offered by most of the vocational colleges in Wisconsin and a few other organizations. A person may get a waiver of the skills test upon successful completion of this course, providing other licensing requirements are met.

The **Experienced Rider Course** is an advanced motorcycle safety course with a minimum of 8 hours of instructions. This is available to persons who have a Class M license.

How does the Motorcycle Skills Test Waiver Program work?

Upon successful completion of a basic rider course (on or after January 1, 1992), the motorcycle riding instructor issues each student a signed waiver authorization form. This form is usable only by the person to whom it is issued, and is only usable one time. The form must be presented to a DOT examiner, and when other licensing requirements have been met and the motorcycle skills test is waived, an authorization to operate Class M vehicles will be added to the person’s driver’s license. The Waiver Program sets standards for and administers these waivers.

How is a Class M license obtained?

To obtain a motorcycle instruction permit, the applicant must pass the motorcycle knowledge (written) test. Additional tests such as Class D knowledge (written) test, highway signs test, and vision and hearing screening may be required.

The applicant must demonstrate competency in motorcycle operation by passing a DOT-administered motorcycle skills test or providing a waiver showing completion of DOT approved basic rider course.

For the skills test, the applicant must provide a cycle in good working order and wear eye protection and an approved helmet. Skills tests are conducted by appointment at DMV Service Centers located throughout the state.

What are the fees and period of validity?

A motorcycle instruction permit is \$22 and is valid for 6 months. The original Class M license is \$12 plus a \$15 fee if a skills test is required. The Class M license is valid for 8 years or whenever the basic license expires and has a \$8 renewal fee.

Are there special requirements for the operation of motorcycles?

Eye protection is required for all operators with instruction permits and those operators whose cycle does not have a windshield rising at least 15 inches above the handlebars. Headlights and taillights must remain on at all times while driving on public roadways. Approved helmets must be worn by motorcycle operators under 18 years old, passengers under 18 years old and operators with instruction permits. Permit holders may ride alone during the day. If cycling after dark, the permit holder must be accompanied by a person at least 25 years old with two years licensed driving experience and a Class M motorcycle license.

For more information contact:

Bureau of Driver Services

For Motorcycle License:
Records and Licensing Information Section
(608) 266-2353

For Motorcycle Waiver Program:
Program Development Section
Alice Weiss
(608) 266-7386

76 Motorcycle License – Class M

YEAR OF BIRTH	AGE	PROBATIONARY		REGULAR		TOTAL	% MALE	% OF TOTAL
		MALE	FEMALE	MALE	FEMALE			
1901	99			1		1	100.00%	0.00%
1902	98					0	0.00%	0.00%
1903	97					0	0.00%	0.00%
1904	96					0	100.00%	0.00%
1905	95			2		2	100.00%	0.00%
1906	94			3		3	100.00%	0.00%
1907	93			3		3	100.00%	0.00%
1908	92			8		8	100.00%	0.00%
1909	91			6		6	100.00%	0.00%
NINE YEAR TOTAL		0	0	23	0	23	100.00%	0.01%
1910	90			9	1	10	90.00%	0.00%
1911	89			13		13	100.00%	0.00%
1912	88			19		19	100.00%	0.01%
1913	87			41		41	100.00%	0.01%
1914	86			53		53	100.00%	0.01%
1915	85			85	2	87	97.70%	0.02%
1916	84			74	1	75	98.67%	0.02%
1917	83			124	2	126	98.41%	0.03%
1918	82			193	6	199	96.98%	0.05%
1919	81			201	6	207	97.10%	0.06%
TEN YEAR TOTAL		0	0	812	18	830	97.83%	0.23%
1920	80			261	10	271	96.31%	0.07%
1921	79			317	15	332	95.48%	0.09%
1922	78			381	18	399	95.49%	0.11%
1923	77			478	20	498	95.98%	0.14%
1924	76			556	29	585	95.04%	0.16%
1925	75			601	21	622	96.62%	0.17%
1926	74			686	40	726	94.49%	0.20%
1927	73			854	54	908	94.05%	0.25%
1928	72			880	50	930	94.62%	0.25%
1929	71			998	58	1,046	94.46%	0.28%
TEN YEAR TOTAL		0	0	6,002	315	6,317	95.01%	1.72%
1930	70			1,189	57	1,246	95.43%	0.34%
1931	69	1		1,356	91	1,447	93.71%	0.39%
1932	68			1,403	84	1,487	94.35%	0.40%
1933	67			1,511	111	1,622	93.16%	0.44%
1934	66			1,792	125	1,917	93.48%	0.52%
1935	65			2,007	155	2,162	92.83%	0.59%
1936	64			2,240	161	2,401	93.29%	0.65%
1937	63			2,476	187	2,663	92.98%	0.72%
1938	62			2,716	276	2,992	90.78%	0.81%
1939	61	1		2,889	248	3,137	92.09%	0.85%
TEN YEAR TOTAL		1	0	19,579	1,495	21,074	92.91%	5.73%
1940	60	1		3,359	323	3,683	91.23%	1.00%
1941	59	1		3,801	329	4,131	92.04%	1.12%
1942	58	1		4,566	459	5,026	90.87%	1.37%
1943	57	1		5,041	461	5,503	91.62%	1.50%
1944	56	1		5,143	497	5,641	91.19%	1.53%
1945	55	1		5,443	537	5,980	91.02%	1.62%
1946	54			6,754	674	7,428	90.93%	2.02%

YEAR OF BIRTH	AGE	PROBATIONARY		REGULAR		TOTAL	% MALE	% OF TOTAL
		MALE	FEMALE	MALE	FEMALE			
1947	53	1		8,232	764	8,997	91.51%	2.44%
1948	52			8,738	850	9,588	91.31%	2.60%
1949	51			9,287	907	10,195	91.10%	2.77%
TEN YEAR TOTAL		9	0	60,364	5,801	66,172	91.23%	17.98%
1950	50	4		9,955	933	10,892	91.43%	2.96%
1951	49	1		10,894	1,029	11,924	91.37%	3.24%
1952	48	2		11,161	1,086	12,249	91.31%	3.33%
1953	47	3		11,679	1,186	12,868	90.78%	3.50%
1954	46	3		12,361	1,280	13,644	90.62%	3.71%
1955	45	5		12,418	1,264	13,687	90.76%	3.72%
1956	44	5	2	12,609	1,213	13,829	91.21%	3.76%
1957	43	6		12,785	1,280	14,071	90.90%	3.82%
1958	42	10		12,428	1,295	13,733	90.57%	3.73%
1959	41	6		12,292	1,295	13,593	90.47%	3.69%
TEN YEAR TOTAL		45	2	118,582	11,861	130,490	90.91%	35.45%
1960	40	8	1	12,133	1,318	13,460	90.20%	3.66%
1961	39	10	1	11,579	1,218	12,808	90.48%	3.48%
1962	38	8		10,898	1,288	12,194	89.44%	3.31%
1963	37	12		10,427	1,143	11,582	90.13%	3.15%
1964	36	17		9,727	1,093	10,837	89.91%	2.94%
1965	35	12	1	8,338	962	9,312	89.67%	2.53%
1966	34	13		8,044	860	8,917	90.36%	2.42%
1967	33	17		7,098	881	7,926	89.77%	2.15%
1968	32	21		6,490	735	7,246	89.86%	1.97%
1969	31	26	2	5,888	663	6,579	89.89%	1.79%
TEN YEAR TOTAL		144	4	90,622	10,091	100,861	89.99%	27.40%
1970	30	23	2	6,005	684	6,714	89.78%	1.82%
1971	29	23	2	5,040	546	5,611	90.23%	1.52%
1972	28	19	4	4,226	451	4,700	90.32%	1.28%
1973	27	30	1	3,519	402	3,952	89.80%	1.07%
1974	26	36	1	3,728	366	4,131	91.12%	1.12%
1975	25	34	2	3,230	314	3,580	91.17%	0.97%
1976	24	40	3	2,657	292	2,992	90.14%	0.81%
1977	23	23	1	2,292	240	2,556	90.57%	0.69%
1978	22	59	5	2,117	174	2,355	92.40%	0.64%
1979	21	64	7	1,796	160	2,027	91.76%	0.55%
TEN YEAR TOTAL		351	28	34,610	3,629	38,618	90.53%	10.49%
1980	20	65	4	1,341	111	1,521	92.44%	0.41%
1981	19	45	3	864	69	981	92.66%	0.27%
1982	18	622	43	60	5	730	93.42%	0.20%
1983	17	377	17	0	0	394	95.69%	0.11%
1984	16	73	6	0	0	79	92.41%	0.02%
FIVE YEAR TOTAL		1,182	73	2,265	185	3,705	93.04%	1.01%
GRAND TOTALS		1,729	107	332,859	33,395	368,090	90.90%	100.00%

Includes all types of status except those which expired prior to 12/01/00.

Source: Bureau of Driver Services, Report # YRAGEMC

As of 12/31/00

SB 45/AB 133 BUDGET BILL ACT 9

- **Act 84 OAR/OWS Changes:**
Extends effective date to 5/1/01.
Allows the Secretary to publish a notice in the WI Administrative Register that states which portion of ACT 84 will become effective before that date.
- **GDL (Graduated Driver Licensing)**
Effective 2/1/00:
Parents must certify 30 hours of practice driving time (10 during darkness) before issuance of probationary license.
Effective 9/1/00:
Permittees must hold for instruction permit for 6 months and be “moving conviction” free for 6 months before issuance of probationary license. Probationary holders will have curfew and passenger restrictions during first 9 months of driving or until they turn 18.
License suspension for 6 months for demerit point suspension for all probationary holders regardless of age.
- Changes the definition of a moped to a bicycle type vehicle with not more than 130 cc’s of power.

AB 57 - ACT 140 CDL Changes relating to the definition of HM and serious traffic violation disqualifications.

- HM definition was changed to comply with the federal definition. This is a technical change that will not impact any drivers.
- Serious traffic violation disqualification effective date will “commence on the date on which the notice is sent”.

AB-668 OAR Technical corrections bill - **ACT 143**

AB-444 DOT Remedial bill - **ACT 80**

AB 221/SB 125 - ACT 109

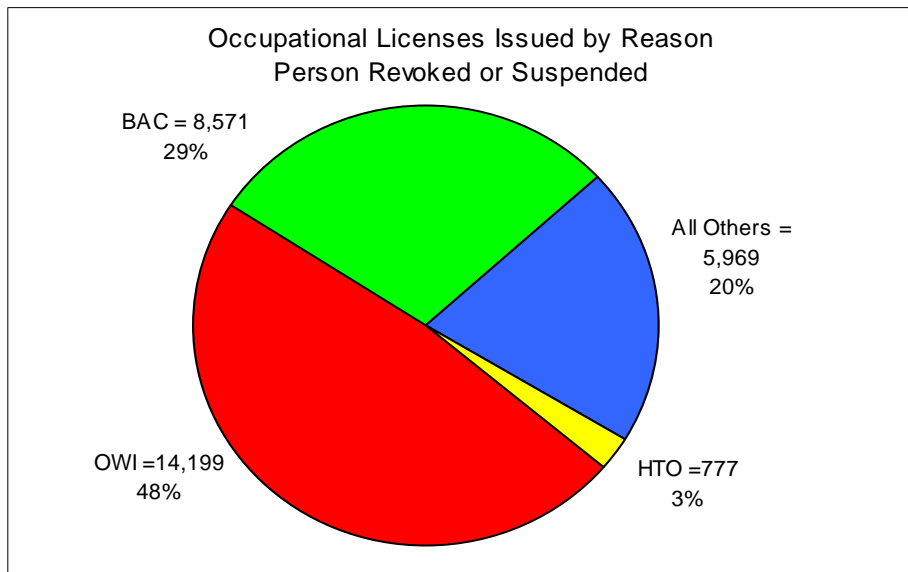
(Most of Act is effective 1/1/01)
Mandatory seizure of vehicle on 4t offense becomes optional.
Municipal Courts may eliminate mandatory appearances if they choose.
Only the vehicle used in the OWI may be seized.

AB-2 ACT 66 - Allows flashing of vehicle high-beam lights at oncoming vehicles whose high-beam lights are lit.

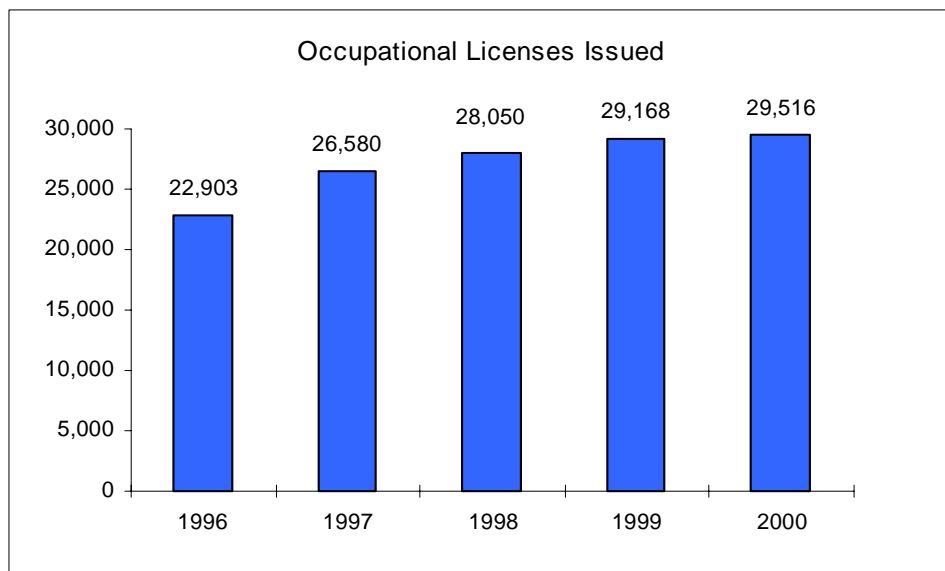
AB 315/SB135 ACT 88 - DMV must add an Opt Out check box on all of its driver/vehicle original & renewal forms.

AB 764 ACT 124 - Requires driver education to include information on organ/tissue donation.

What is an occupational license?	<p>An occupational license is a restricted license that allows a person to drive:</p> <ul style="list-style-type: none">· to and from work and church· to court-ordered rehabilitation classes
Who qualifies for an occupational license?	<p>A person whose license is suspended or revoked may qualify for an occupational license unless he or she was previously suspended or revoked within the preceding 12 months. A waiting period is usually required. Depending upon the offense, the waiting period can be 15 days to two years, but some offenses allow the person to get an occupational license immediately.</p> <p>A commercial driver whose license is suspended or revoked for offenses committed in a non-commercial vehicle may get a CDL occupational to drive commercial vehicles. However, a commercial driver who is disqualified from holding a commercial driver license, cannot get a CDL occupational.</p>
How are they issued?	<p>A person may apply for an occupational license at their nearest DMV Service Center, excluding DMV Express offices. Individuals revoked as a habitual traffic offender must petition a circuit court in their county of residence. The judge of the court may order DMV to issue an occupational license if the person's livelihood depends on driving.</p> <p>A \$40 application fee is required for every application, including those that change the restrictions on an occupational license.</p>
What other requirements apply?	<p>A driver must prove financial responsibility. This proof can be in the form of an SR22 certificate, bond or cash deposited with the DMV. Commercial drivers can list LC, MC, or IC authority numbers.</p>
What restrictions apply?	<p>Occupational licenses restrict a person to driving no more than 12 hours per day/60 hours per week. The approved hours, vehicles, and driving routes are specified on the license, except for emergency services providers and commercial drivers.</p>
How long is an occupational license valid?	<p>An occupational license is valid from the date it is issued through the second working day after the last day of the suspension/revocation. If a person violates the restriction on an occupational license, the person may lose occupational privileges and be subject to an additional six-month revocation or suspension.</p>
For more information contact:	<p>Bureau of Driver Services Compliance and Restoration Section (608) 266-2261 cnr.dmv@dot.state.wi.us</p>



Source: Bureau of Driver Services, Compliance and Restoration Section Monthly Workload Reports



Source: Bureau of Driver Services, Compliance and Restoration Section Monthly Workload Report

Who can be an organ donor?

Anyone can be an organ donor. The anatomical Gift Act in s.157.06(2) requires persons 18 or older to indicate if they wish to be a donor.

How do I indicate that I want to be an organ donor?

Complete an application for a Wisconsin driver license/identification card:

- Mark “yes” to the organ donor question
- Sign and date the reverse side of your driver license or identification card
- Specify all or only specific parts/organs

NOTE: An orange sticker can also be placed on the license to alert medical personnel.

What if I decide to become a donor after I leave the DMV station?

Sign and date the reverse side of your driver license/identification card:

- Specify all or only specific parts/organs
- When you renew your driver license/identification card mark “yes” on the application to the organ donor question

How do I amend the donor statement?

Apply for a duplicate driver license/identification card:

- Pay \$4.00 (driver license) or \$6.00 (ID card)
- Sign and date the reverse side of the driver license
- Specify all or specific parts/organs

What if I change my mind about being a donor?

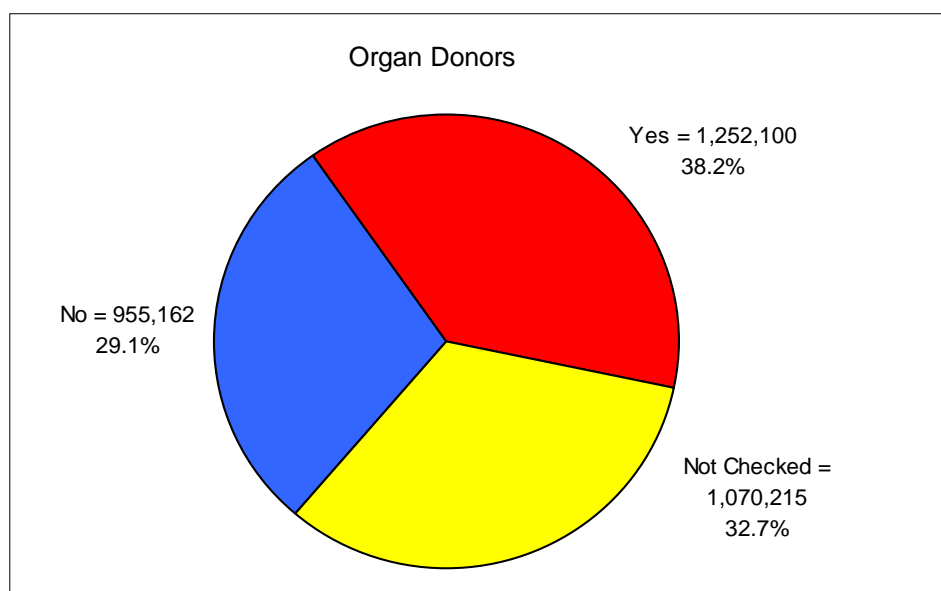
Cross out the donor statement on the reverse of the driver license/identification card.

Does DMV keep an organ-donor registry?

No, the Division of Motor Vehicle records only indicate that the person is a potential donor.

For more information contact:

Bureau of Driver Services
 Records and Licensing Information Section
 Customer Service Unit
 (608) 266-2353
 rlis.dmv@dot.state.wi.us



Source: Bureau of Driver Services, DONOR Report

NOTE: Does not include under 18 year olds or 'non' records.

When are permits required?

Permits are required when:

- the load size exceeds statutory limits
- the gross vehicle weight exceeds 80,000 lbs.
- individual axle weights exceed legal limitations

Are all loads exceeding size or weight limits eligible for a permit?

Generally only non-divisible loads, those that cannot be broken into smaller loads, are eligible for the permit. There are some exceptions authorized by Wisconsin Statute 348.27.

How are permits obtained?

Permits may be obtained:

- at the Motor Carrier Services counter in Madison
- by mail
- by wire service
- or with prior authorization, by phone, or internet

Are there different types of permits?

Yes. Carriers who frequently haul oversize or overweight loads can apply for an annual permit. Special annual permits exist, e.g., garbage loads, recyclable scrap, forest products, and others. Carriers who occasionally haul oversize or overweight loads can purchase a single trip permit.

Do carriers choose their own routes?

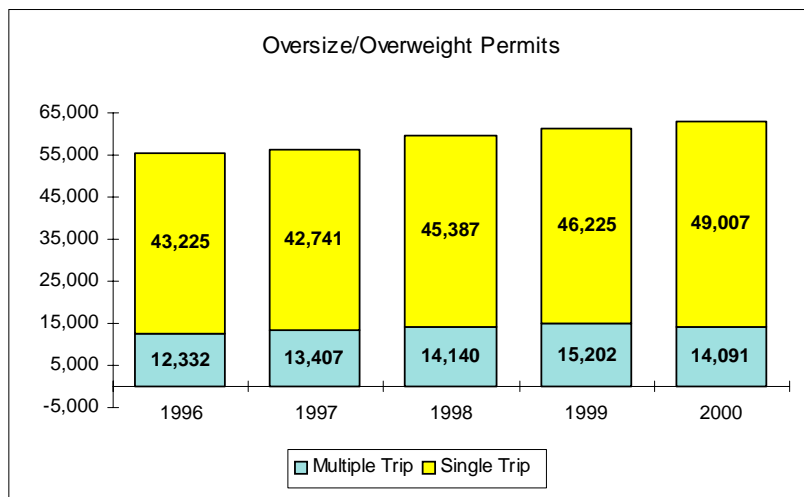
Annual permit holders can choose their own routes. Single trip permits list a specific route which is reviewed by the DMV based on road and bridge width, height, weight and construction limitations. Carriers must stay on the assigned route.

Are carriers required to have insurance?

Yes. Carriers must certify that insurance is in effect in the amount required for the size and weight of the vehicle/load being transported.

For more information contact:

Bureau of Vehicle Services
 Motor Carrier Services Section
 Permits Unit
 (608) 266-6648



Source: DOT Mainframe Database

What is a personalized license plate?

A license plate consisting of requested numbers or letters or both, not exceeding 7 positions and not less than 1 position on regular registration plates, and not exceeding 6 positions and not less than 1 position on special group plates.

What vehicle types are eligible for personalized license plates?

Personalized license plates are available for the following vehicle types:

- automobiles
- motorcycles (up to 5 characters; not available for special groups)
- motor homes (annual registration only)
- motor trucks:
 - 4,500, 6,000 or 8,000 pound gross weight including dual-purpose farm and dual-purpose motor home
 - 12,000 pound gross weight farm truck

How are personalized license plates obtained?

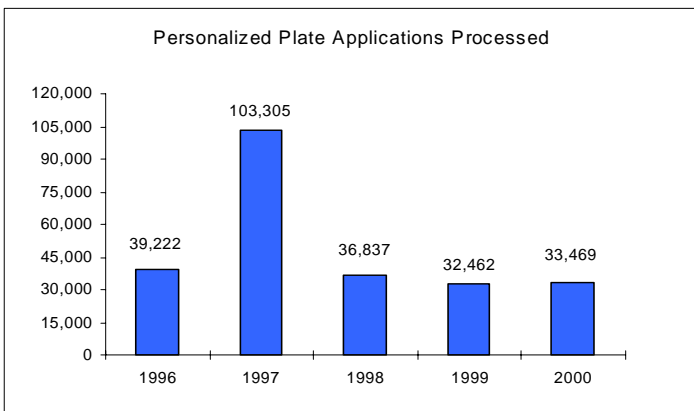
An applicant must complete and return a special application form which includes a section where the personalized message choice(s) is listed.

What is the cost?

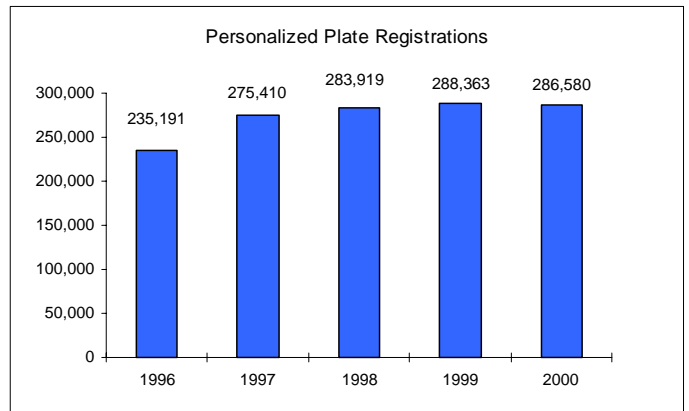
An annual fee of \$15 is required in addition to the regular registration fees.

For more information contact:

Bureau of Vehicle Services
 Special Plates & Parking Citations Unit
 (608) 266-3041
special-plates.dmv@dot.state.wi.us



Source: Weekly Work Report



Source: File Analysis

84 Photo Identification Card (ID)

Who is eligible for a photo ID?

Any Wisconsin resident who does not hold a valid photo license or ID from Wisconsin or other jurisdiction may request a photo ID.

What must a person provide when applying for a photo ID?

The applicant must provide:

- proof of his/her name and date of birth through a certified birth certificate, passport, or naturalization papers
- acceptable proof of personal identification (usually a document with a signature or photo)
- his/her social security number
- proof of residency (usually a document with customer's name and Wisconsin address, such as a utility bill)

What does it cost?

An original or renewal ID costs \$9.00. A duplicate ID costs \$6.00.

How long is a photo ID valid? Can it be renewed?

The photo ID is valid for 4 years and can be renewed. A person who holds an ID and obtains a Wisconsin driver's license may retain the ID until it expires.

Where can I get one?

DMV issues photo IDs at DMV Service Centers located throughout the state.

What record does the Department maintain of photo IDs?

DMV creates or updates a computer record at the time the card is issued or renewed. It retains this record for at least 4 years beyond the expiration date. This information is confidential and not available to the public.

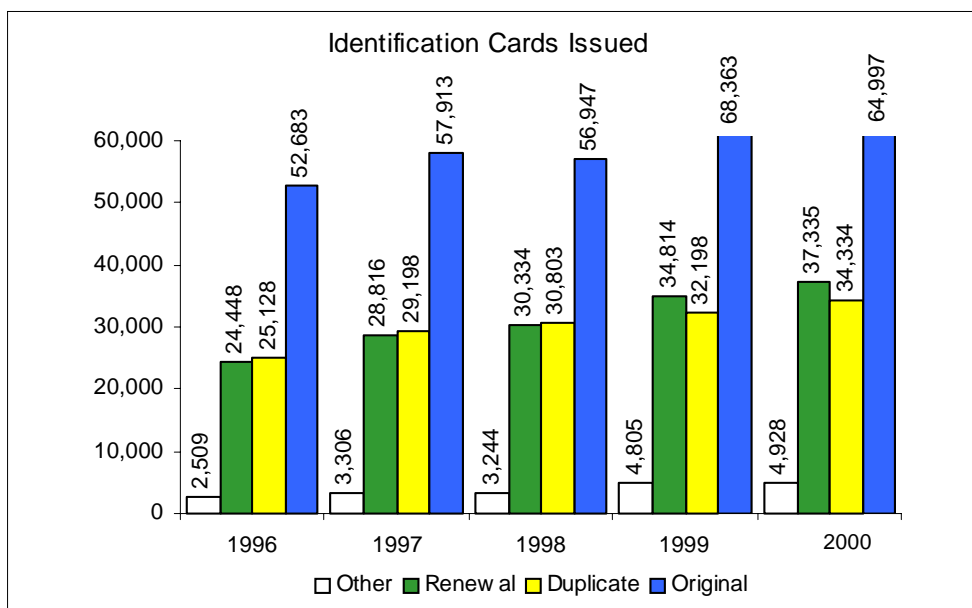
How many photo IDs are issued annually?

In 1983, the first year of the program, fewer than 7,500 photo IDs were issued. The number has increased steadily. Over 141,594 were issued in 2000.

For more information contact:

Bureau of Field Services
Technical & Training Services Section
(608) 266-9831

or any local DMV Service Center



Source: Bureau of Field Services, 3089 Annual Report

YEAR OF BIRTH	AGE	MALE	FEMALE	TOTAL	% MALE	TOTAL
1902	98	13	39	52	25.00%	0.01%
1903	97	10	53	63	15.87%	0.02%
1904	96	20	67	87	22.99%	0.02%
1905	95	24	117	141	17.02%	0.04%
1906	94	36	184	220	16.36%	0.05%
1907	93	40	254	294	13.61%	0.07%
1908	92	63	329	392	16.07%	0.10%
1909	91	71	418	489	14.52%	0.12%
EIGHTYEARTOTAL		277	1,461	1,738	15.94%	0.43%
1910	90	101	547	648	15.59%	0.16%
1911	89	104	639	743	14.00%	0.18%
1912	88	133	796	929	14.32%	0.23%
1913	87	143	889	1,032	13.86%	0.26%
1914	86	164	1,031	1,195	13.72%	0.30%
1915	85	171	1,192	1,363	12.55%	0.34%
1916	84	195	1,289	1,484	13.14%	0.37%
1917	83	194	1,285	1,479	13.12%	0.37%
1918	82	204	1,447	1,681	12.14%	0.42%
1919	81	240	1,385	1,625	14.77%	0.40%
TENYEARTOTAL		1,649	10,530	12,179	13.54%	3.03%
1920	80	214	1,532	1,746	12.26%	0.43%
1921	79	246	1,571	1,817	13.54%	0.45%
1922	78	271	1,577	1,848	14.66%	0.46%
1923	77	250	1,544	1,794	13.94%	0.45%
1924	76	271	1,676	1,947	13.92%	0.48%
1925	75	283	1,607	1,890	14.97%	0.47%
1926	74	292	1,567	1,859	15.71%	0.46%
1927	73	340	1,577	1,917	17.74%	0.48%
1928	72	349	1,563	1,912	18.25%	0.48%
1929	71	316	1,450	1,766	17.89%	0.44%
TENYEARTOTAL		2,832	15,664	18,496	15.31%	4.60%
1930	70	375	1,618	1,993	18.82%	0.50%
1931	69	329	1,398	1,727	19.05%	0.43%
1932	68	355	1,367	1,722	20.62%	0.43%
1933	67	345	1,295	1,640	21.04%	0.41%
1934	66	355	1,309	1,664	21.33%	0.41%
1935	65	399	1,304	1,703	23.43%	0.42%
1936	64	451	1,201	1,652	27.30%	0.41%
1937	63	458	1,249	1,707	26.83%	0.42%
1938	62	537	1,159	1,696	31.66%	0.42%
1939	61	495	1,152	1,647	30.05%	0.41%
TENYEARTOTAL		4,099	13,052	17,151	23.90%	4.27%
1940	60	548	1,175	1,723	31.80%	0.43%
1941	59	602	1,224	1,826	32.97%	0.45%
1942	58	641	1,123	1,854	34.57%	0.46%
1943	57	713	1,197	1,910	37.33%	0.48%
1944	56	730	1,235	1,965	37.15%	0.49%
1945	55	854	1,189	2,043	41.80%	0.51%
1946	54	905	1,336	2,241	40.38%	0.56%
1947	53	1,149	1,518	2,667	43.08%	0.66%
1948	52	1,166	1,425	2,591	45.00%	0.65%
1949	51	1,251	1,510	2,761	45.31%	0.69%
TENYEARTOTAL		8,559	13,022	21,581	39.66%	5.37%

86 Photo Identification Card (ID)

YEAR OF BIRTH	AGE	MALE	FEMALE	TOTAL	% MALE	TOTAL
1950	50	1,428	1,482	2,910	49.07%	0.72%
1951	49	1,587	1,632	3,219	49.30%	0.80%
1952	48	1,741	1,659	3,400	51.21%	0.85%
1953	47	1,929	1,783	3,712	51.97%	0.92%
1954	46	2,052	1,888	3,940	52.08%	0.98%
1955	45	2,178	2,081	4,259	51.14%	1.06%
1956	44	2,412	2,092	4,504	53.55%	1.12%
1957	43	2,772	2,275	5,047	54.92%	1.26%
1958	42	2,825	2,298	5,123	55.14%	1.28%
1959	41	3,197	2,378	5,575	57.35%	1.39%
TENYEARTOTAL		22,121	19,568	41,689	53.06%	10.38%
1960	40	3,405	2,622	6,027	56.50%	1.50%
1961	39	3,553	2,651	6,204	57.27%	1.54%
1962	38	3,618	2,689	6,307	57.36%	1.57%
1963	37	3,868	2,695	6,563	58.94%	1.63%
1964	36	3,972	2,816	6,788	58.52%	1.69%
1965	35	3,986	2,808	6,794	58.67%	1.69%
1966	34	4,281	2,915	7,196	59.49%	1.79%
1967	33	4,387	2,922	7,309	60.02%	1.82%
1968	32	4,604	3,148	7,752	59.39%	1.93%
1969	31	5,083	3,355	8,438	60.24%	2.10%
TENYEARTOTAL		40,757	28,621	69,378	58.75%	17.27%
1970	30	5,905	3,817	9,722	60.74%	2.42%
1971	29	6,096	4,042	10,138	60.13%	2.52%
1972	28	6,529	4,169	10,698	61.03%	2.66%
1973	27	6,932	4,365	11,297	61.36%	2.81%
1974	26	7,922	4,955	12,877	61.52%	3.21%
1975	25	8,963	5,505	14,468	61.95%	3.60%
1976	24	9,261	5,775	15,036	61.59%	3.74%
1977	23	9,762	5,992	15,754	61.97%	3.92%
1978	22	11,153	7,789	18,942	58.88%	4.72%
1979	21	11,686	8,703	20,389	57.32%	5.08%
TENYEARTOTAL		84,209	55,112	139,321	60.44%	34.68%
1980	20	10,890	8,993	19,883	54.77%	4.95%
1981	19	9,627	8,852	18,479	52.10%	4.60%
1982	18	7,594	7,900	15,494	49.01%	3.86%
1983	17	3,843	4,707	8,550	44.95%	2.13%
1984	16	2,662	3,406	6,068	43.87%	1.51%
1985	15	1,772	2,322	4,094	43.28%	1.02%
1986	14	1,093	1,271	2,364	46.24%	0.59%
1987	13	603	668	1,271	47.44%	0.32%
1988	12	451	466	917	49.18%	0.23%
1989	11	328	314	642	51.09%	0.16%
TENYEARTOTAL		38,863	38,899	77,762	49.98%	19.36%

YEAR OF BIRTH	AGE	MALE	FEMALE	TOTAL	% MALE	TOTAL
1990	10	249	260	509	48.92%	0.13%
1991	9	239	200	439	54.44%	0.11%
1992	8	167	185	352	47.44%	0.09%
1993	7	133	125	258	51.55%	0.06%
1994	6	102	126	228	44.74%	0.06%
1995	5	99	94	193	51.30%	0.05%
1996	4	73	81	154	47.40%	0.04%
1997	3	51	58	109	47.79%	0.03%
1998	2	44	56	100	44.00%	0.02%
1999	1	18	26	44	40.91%	0.01%
TENYEARTOTAL		1,175	1,211	2,386	49.25%	0.59%
GRANDTOTALS		204,541	197,140	401,681	50.92%	100.00%

Includes all types of status except those which expired prior to 12/31/00.

Source: Bureau of Driver Services, Report # #P70-118-05-03-07

As of 12/31/00

What are revocations and suspensions?

Revocations and suspensions are the two most common actions taken to withdraw a driver's operating privilege. Suspension is the more lenient action and means the privilege is put on hold for a given time. Revocation means complete termination of the driving privilege.

What conditions lead to a license withdrawal?

Generally, a conviction on one or more violations of major traffic regulations, crimes, juvenile drinking or alcohol regulations leads to a revocation or suspension. Other conditions are:

- finding of delinquency
- refusal to submit to a chemical test for intoxication
- failure to pay for damages resulting from an automobile accident
- truancy
- failure to pay forfeiture
- failure to pay child or family support
- non-compliance with orders for assessment concerning use of alcohol or drugs

Who orders revocations and suspensions?

Revocations and suspensions for single offenses are ordered by the courts or by the Department of Transportation, depending on the type of violation. Administrative actions of the DMV are taken when the license withdrawal is the result of multiple offenses.

How is a person notified of a revocation or suspension?

In some cases court personnel may advise a person that a revocation/suspension will occur as a result of the court's actions. In all cases, the DMV issues an order of revocation or suspension and mails it by first class mail to the person's last known address.

How long does a revocation run?

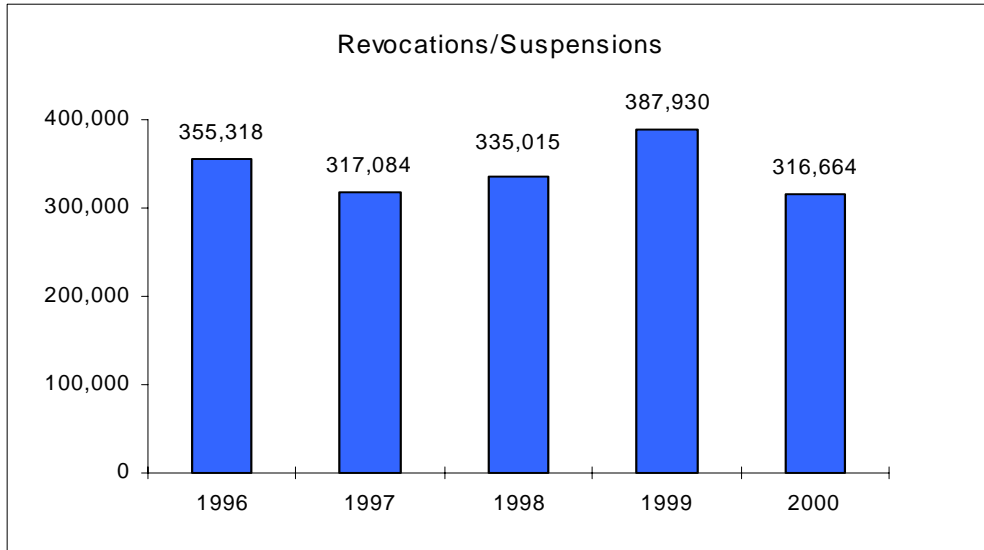
Periods of revocation can run from a one day minimum to a 20-year maximum for unsatisfied judgments.

How long does a suspension run?

Periods of suspension can run from a one day minimum to "indefinite" periods. These periods are strictly governed by the statute under which a suspension is ordered.

For more information contact:

Bureau of Driver Services
Revocations and Suspensions Section
(608) 266-2261
cnr.dmv@dot.state.wi.us



Source: Bureau of Driver Services, Revocation & Suspensions Section

90 Revocation and Suspension

Rank	Code	Charge	Quantity YTD	% of Total
1	FPF	Failure to pay forfeiture	125,686	39.69%
2	OWI	Operating under influence of intoxicant or con. sub.	31,452	9.93%
3	BAC	Blood alcohol concentration	28,543	9.01%
4	DR	Driver record	27,543	8.70%
5	FPN	Failure to pay non-traffic	14,253	4.50%
6	NCI	Noncompliance with assessment interview	11,542	3.64%
7	UAL	Underage alcohol	10,519	3.32%
8	D	Drug convictions	9,855	3.11%
9	OAR	Operating after revocation**	9,453	2.99%
10	FPJ	Failure to pay forfeiture-juvenile	8,758	2.77%
11	OWS	Operating while suspended**	7,854	2.48%
12	NCP	Noncompliance with driver safety plan	5,779	1.82%
13	JA	Juvenile alcohol	4,414	1.39%
14	DJN	Damage judgement accruing from negligent operation	3,505	1.11%
15	SE	Speeding excess	3,348	1.06%
16	HTO	Habitual traffic offender	2,497	0.79%
17	IC	Implied consent	2,494	0.79%
18	PAC	Prohibited alcohol concentration	1,501	0.47%
19	T	Truancy	1,209	0.38%
20	NCF	Noncompliance with assessment fee	1,205	0.38%
21	UAO	Underage alcohol operation	1,134	0.36%
22	NCA	Noncompliance-arrest while in plan	786	0.25%
23	VOO	Violation of occupational license	553	0.17%
24	AEO	Attempt to elude officer	442	0.14%
25	OII	Operating while intoxicated causing injury	389	0.12%
26	JCS	Juvenile controlled substances	319	0.10%
27	FSA	Failure to stop after accident	256	0.08%
28	FD	Found delinquent	242	0.08%
29	CAC	Commercial administrative suspension	130	0.04%
30	RHT	Repeat HTO	130	0.04%
31	NCT	Noncompliance-pay treatment fee	121	0.04%
32	FA	Falsified application	95	0.03%
33	RD	Reckless driving	93	0.03%
34	VUF	Vehicle used in commission of felony	79	0.02%
35	OWL	Operating without driver license	52	0.02%
36	IUL	Illegal use of operator's license	41	0.01%
37	CWI	Commercial operating while intoxicated	37	0.01%
38	GBH	Great bodily harm	27	0.01%
39	UID	Underage ID	26	0.01%
40	NHI	Negligent homicide intoxicated	24	0.01%
41	OWD	Operating while disqualified	22	0.01%
42	SI	Speeding intermediate	19	0.01%
43	FOS	Failure to obey traffic sign or signal	17	0.01%
44	LOL	Loaning of license	13	0.00%
45	IVO	Intoxicant in vehicle-operator	11	0.00%
46	IIV	Intoxicant in vehicle carrying underage person	11	0.00%
47	ORS	Operating while registratin suspended	11	0.00%
48	SVO	Serious violation-occupational license	11	0.00%
49	ADL	Altered driver license	10	0.00%
50	NH	Negligent homicide	10	0.00%

Rank	Code	Charge	Quantity YTD	% of Total
51	UCD	Underage consent decree	10	0.00%
52	S	Speeding	9	0.00%
53	FRA	Failure to report accident	8	0.00%
54	JID	Juvenile ID	7	0.00%
55	OCS	Operating while intox.-controlled substance	7	0.00%
56	CSE	Commercial speeding excess (20 or more over)	6	0.00%
57	IVP	Intoxicant in vehicle-passenger	6	0.00%
58	FPD	Failure to pay driver improvement surcharge	5	0.00%
59	FSU	Failure to stop after accident-unattended vehicle	5	0.00%
60	HWI	Haz commercial operating while intoxicated	5	0.00%
61	FPS	Failure to pay support	4	0.00%
62	ID	Inattentive driving	4	0.00%
63	INF	Insurance filed	4	0.00%
64	R	Racing	4	0.00%
65	CA	Commercial alcohol	3	0.00%
66	DSP	Duty upon striking property	3	0.00%
67	FFS	Failure to fasten seat belt	3	0.00%
68	FSB	Failure to stop for school bus	3	0.00%
69	FYR	Failure to yield right of way	3	0.00%
70	IT	Illegal turn	3	0.00%
71	IP	Improper plates	3	0.00%
72	IS	Imprudent speed	3	0.00%
73	INC	Insurance cancelled	3	0.00%
74	UV	Unregistered vehicle	3	0.00%
75	ICU	Implied consent underage	2	0.00%
76	LNP	License not on person	2	0.00%
77	MSC	Miscellaneous	2	0.00%
78	OWO	Operating without owner's consent	2	0.00%
79	PI	Passing illegally	2	0.00%
80	VOR	Violation of restriction	2	0.00%
81	AFA	Appear for exam for another	1	0.00%
82	COO	Commercial 0.0 - not a drop	1	0.00%
83	CFS	Commercial failure to stop after accident	1	0.00%
84	CIC	Commercial implied consent	1	0.00%
85	CRD	Commercial reckless driving	1	0.00%
86	CUL	Commercial unlawful license	1	0.00%
87	DWS	Driving on wrong side of highway	1	0.00%
88	HAH	Haz comm. alcohol causing great bodily harm	1	0.00%
89	HAC	Haz commercial admin. suspension	1	0.00%
90	IDT	Ignition/immobilization device	1	0.00%
91	IB	Improper brakes	1	0.00%
92	IM	Improper muffler	1	0.00%
93	MDO	Miscellaneous driving offenses	1	0.00%
94	IL	No or improper lights	1	0.00%
95	NCE	Noncompliance-pay education fee	1	0.00%
96	PUP	Permitting unauthorized person to operate	1	0.00%
97	TFC	Too fast for conditions	1	0.00%
		Total	316,664	

**Beginning with July 1998 report, OAR & OWS will be reported as separate totals.
 Source: WISDOT/DMV Bureau of Driver Services Report No. P7011924-2

92 Revocation/Suspension Reinstatement

How can a person obtain reinstatement?

After the period of suspension expires, a person may either mail the \$50.00 fee to the DMV or go to a DMV Service Center to pay the \$50 fee and DMV will replace the license. If the license has expired, the person must also pay the appropriate renewal fee.

A person whose license was revoked must appear at a DMV Service Center and:

- complete an application
- take any required tests
- provide proof of identity
- pay a \$50 reinstatement fee for a new license

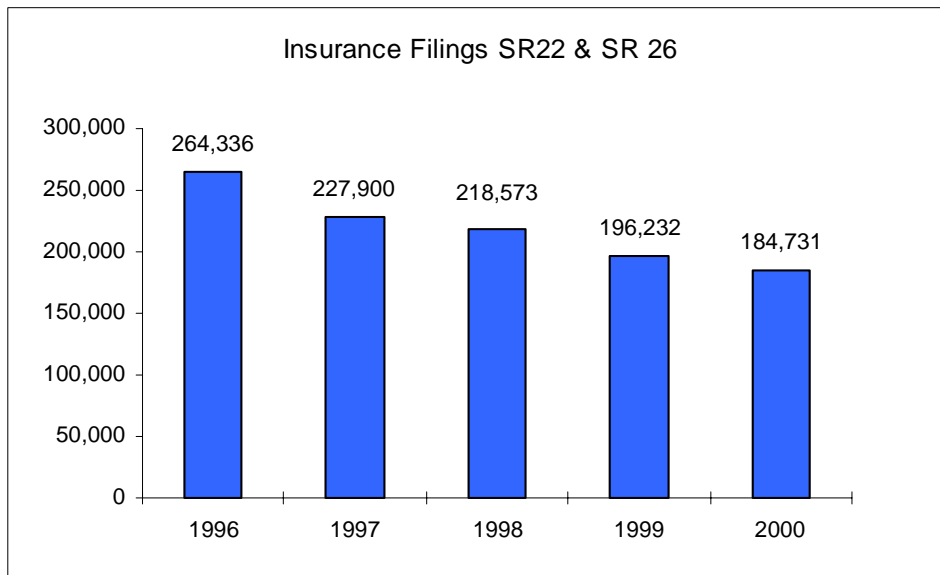
What other requirements apply?

A person whose driving privilege was revoked must file proof of financial responsibility with the division continuously for three years following the end of the withdrawal period.

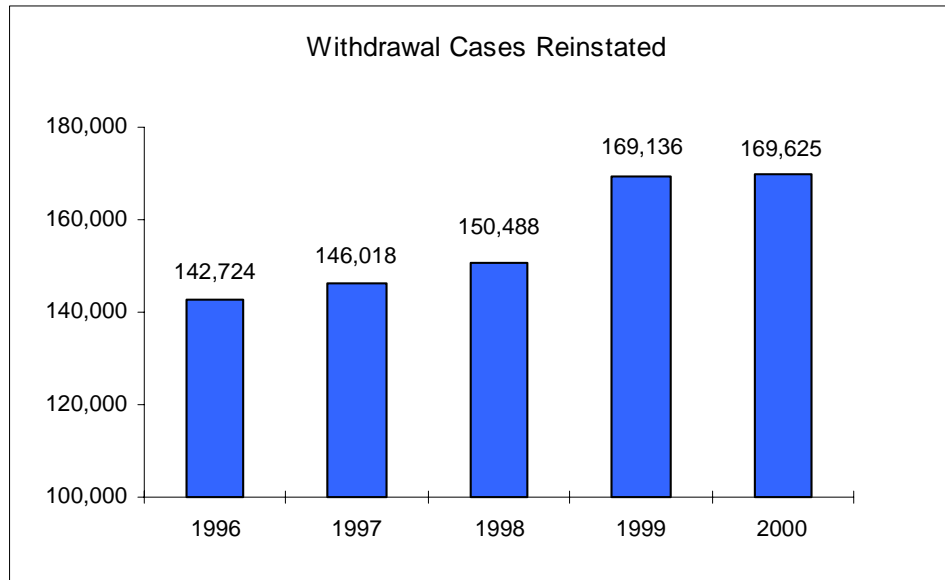
Proof of financial responsibility is usually a certificate (SR-22) issued by an insurance company licensed to do business in Wisconsin. The SR-22 must certify that the person has liability insurance in the amounts of at least \$25,000 and \$50,000, for personal injury or death and \$10,000 for property damage. A person can also post a bond or make a cash deposit for these amounts with DMV.

For more information contact:

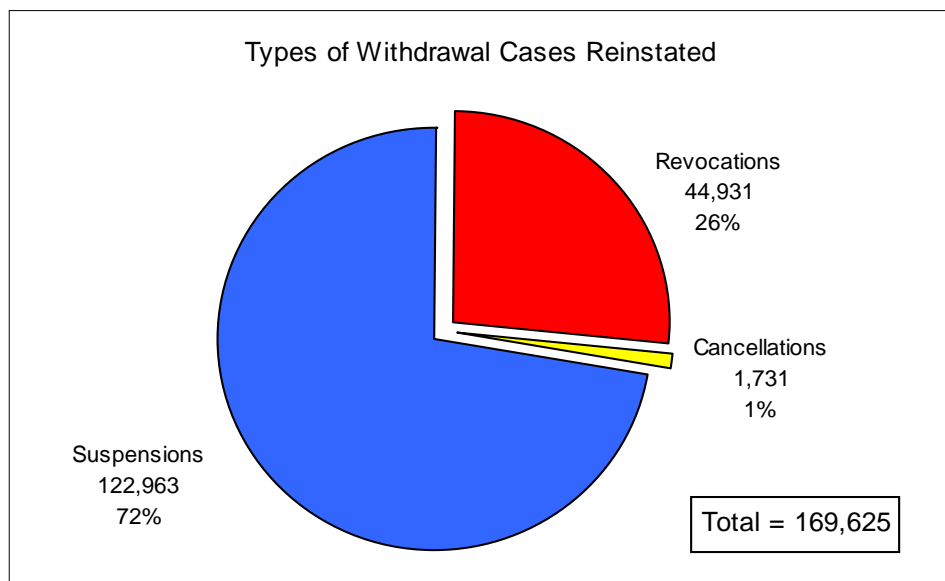
Bureau of Driver Services
Compliance and Restoration Section
(608) 266-2261
cnr.dmv@dot.state.wi.us



Source: Bureau of Driver Services, Weekly Workload Report



Source: Bureau of Driver Services, Director's Office, TSO Report - Reinftee
 NOTE: A single reinstatement transaction may involve several cases



Source: Bureau of Driver Services, Director's Office, TSO Report - Reinftee

What is a Safety Responsibility Administrative Hearing?

The law requires a person who receives a notice of a safety responsibility suspension the opportunity for a hearing on the proposed suspension action, s. 344.02, Stats. The person, called the petitioner, must request a hearing in writing prior to his/her suspension date.

How long has Wisconsin conducted SR Hearings?

In 1971, the U.S. Supreme Court ruled in *Bell v. Burson* that States must allow a person an opportunity for a hearing prior to suspending, an uninsured motorist's operating or registration privileges.

What is the scope of an SR Hearing?

The scope of an SR Administrative Hearing is limited to whether or not a reasonable possibility of a judgment exists against an uninsured operator involved in an accident for the amount of bond claimed, or for a lesser amount, as a result of the accident.

Where are the SR Hearings conducted?

The hearings are conducted at seven DMV Service Centers geographically located throughout Wisconsin to minimize the travel distance of the parties attending them. They are also conducted at State Patrol Headquarters, Spooner, WI.

How are SR Hearings conducted?

The hearings are formal. Drivers and witnesses are placed under oath and testify on the record. They may be represented by attorneys, bring witnesses, sworn affidavits, pictures or other evidence. Administrative hearing procedures are governed by ch. 227, Stats. The hearing examiner is not bound by statutory rules of evidence. On average, between 800 and 1,000 hearings are conducted each year.

For more information contact:

Bureau of Driver Services
Traffic Accident Section
Patricia McCallum
(608) 266-1249
traffic-accidents.dmv@dot.state.wi.us

What is the Safety Responsibility Law?

The Safety Responsibility Law was enacted in 1945 to protect persons who suffer damages in accidents caused by uninsured motorists. The program provides an incentive for motorists to carry liability insurance or otherwise satisfy accident damages. The law imposes driver licensing and motor vehicle registration sanctions against uninsured motorists who do not pay for the damages they cause.

To whom does the law apply?

The law applies to all operators and owners of motor vehicles who are involved in reportable accidents in the State of Wisconsin.

How are the Safety Responsibility sanctions initiated?

The Safety Responsibility process is initiated by the receipt of an accident report in the Traffic Accident Section. If all motorists in the accident are insured, no action is taken. When the Traffic Accident Section determines that a motorist is uninsured, others involved in the accident are notified. They can invoke the sanctions of the law for damages or injuries.

What actions are taken against uninsured motorists?

If damages or injuries are substantiated, the Traffic Accident Section sends notices of suspension to the operator and registered owners of uninsured vehicles who appear to be at fault in the accident. The notice warns the uninsured motorist that the operator's driving privilege and all registrations of the owner will be suspended unless they do **one** of the following:

- file proof that liability insurance was in effect at the time of the accident
- deposit security in the amount necessary to cover possible judgments arising out of the accident
- submit evidence that the parties involved have settled the damage claims directly
- request a hearing if they feel a judgment in the amount claimed could not be rendered

How long is the suspension?

A Safety Responsibility suspension remains in effect until the uninsured motorist complies with one of the Safety Responsibility requirements. The motorist may reinstate suspended privileges if the DMV is not notified of a pending lawsuit within one year of suspension. Reinstatement requires the filing of proof of insurance for three years and payment of a \$50 fee for reinstatement of operating privileges and \$50 for reinstatement of registration privileges.

For more information contact:

Bureau of Driver Services
Traffic Accident Section
(608) 266-8753
traffic-accidents.dmv@dot.state.wi.us

1998 Safety Responsibility Program Results*

THE WISCONSIN SAFETY RESPONSIBILITY LAW requires all motorists involved in reportable accidents to submit evidence to the DMV of their financial ability to pay for damages they caused in the accident. An accident is reportable if there is injury or death, if there is \$200 or more damage to government property (except a government owned vehicle), or if there is \$1,000 or more damage to any one person’s property (including government owned vehicles). In 1999, there were 9,606 claims made against 12,051 uninsured drivers and/or owners exceeding \$35 million in damages.

1999 – Safety Responsibility (SR) Claims by Type of Claim and Amounts

Claim Type	Total Claims	Total Amount
Fatalities	82	\$1,869,235
Personal Injuries	1,504	\$6,479,619
Property Damage	608	\$1,680,601
Vehicle Damage	7,412	\$25,610,559
Total	9,606	\$35,640,014

A claim is verification of damages or injuries filed against an uninsured negligent driver and/or vehicle owner resulting from an accident. The claim amount includes estimated court costs.

1999 – Motorists Subject To SR Law

12,051	Notices of Revocation were sent to the drivers and owners of 9,289 vehicles in 1999. In many accidents, the drivers and owners were different persons.
4,413	(37%) Responded to the Notice of Revocation by settling the claims prior to revocation.
296	Posted the required security deposit.
7,638	Drivers and owners failed to comply with the requirements given on the Notice of Revocation and their operating and registration privileges were revoked.
2,657	Revoked motorists complied with the Safety Responsibility requirements after the Revocation Orders were entered.
4,183	Motorists accepted the one year revocation of privileges.
798	Drivers and owners were still under revocation as of April 18, 2001.

Out of 213,650 vehicles involved in reportable accidents in 1999, only 2% were uninsured, failed to pay for the damages, and accepted a one-year revocation of privileges.

*1999 is the latest year that SR program results are available.

Who needs a School Bus (S) endorsement?

Anyone operating a school bus to transport:

- pupils to or from public and private schools (and in some instances vocational, technical and adult education programs)
- pupils to or from curricular or extra-curricular activities
- pupils to or from religious instruction when school is in session
- children with exceptional needs to/from approved educational programs
- handicapped or elderly persons in connection with certain transportation assistance programs

What are the requirements for a School Bus (S) endorsement?

Drivers must be 18 years of age and hold a valid Wisconsin driver license. The driver must have vision in both eyes, color perception, normal hearing, and use of both hands and of the foot used to operate the accelerator and brake.

Applicants are not eligible for a school bus endorsement if:

- convicted of a felony or other offense within the previous 5 years, which could impact on job performance as a school bus operator
- convicted of an OWI related offense or certain other traffic convictions within the previous 2 years

What tests are required?

Each applicant for a school bus endorsement, regular or renewal, takes:

- the applicable CDL knowledge tests if a commercial motor vehicle, and sign test
- a school bus (written) knowledge test
- a vision and hearing screening
- a driving examination in a school bus

Applicants up to age 70 must file a medical report or valid Federal Medical Card every 2 years and take a skills test at renewal.

Applicants 70 years of age and older must file a medical report yearly and take a skills test every 2 years.

What are the fees and period of validity?

The first CDL issued with an S endorsement is \$64 (or a prorated portion of that fee) plus \$15 for the skills test. Addition of the S endorsement to an existing CDL costs \$5, plus \$10 for the skills test. The license period of validity is 8 years or until the expiration of the current license.

For more information contact:

Bureau of Driver Services
Records and Licensing Information Section
Customer Service Unit
(608) 266-2353
rlis.dmv@dot.state.wi.us

What is charge card renewal?

Charge card renewal is a registration renewal option available in addition to the traditional mail-in and walk-in methods of renewing. Telephone and Internet charge card renewals are available for many license plate types. If your renewal card has an RRN number on it, you are eligible to use this renewal service.

You need a touch-tone telephone, your registration renewal notice, and a Visa, Mastercard, or Discover card. Call the toll-free number, (800) 236-7368, which is shown on the renewal notice. A computerized voice response unit guides you through the process.

OR

How do I use this option?

You can use your Visa, MasterCard, or Discover Card and use the World Wide Web to renew your vehicle's license plate. Our web site address is **www.dot.state.wi.us**.

What is the fee?

\$2.50 per renewal, which is the cost of providing the service.

Which plate types are eligible?

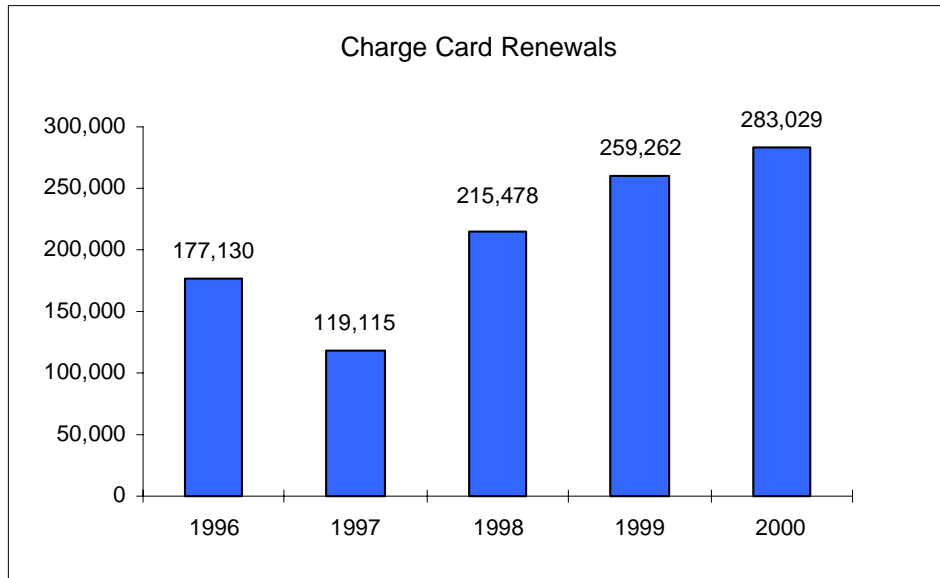
Auto, light truck, higher education group, military special group, civilian group (sesquicentennial, endangered resources, university, firefighter, emergency, medical technicians), moped, annual trailer, farm, camping trailer, motorcycle, collector special, Wisconsin National Guard, Ex-Prisoner of War. Also, disabled and disabled veteran when certification is not required.

What are the benefits?

Speed and convenience. You will receive your Certificate of Registration, plates, or stickers within a few days. You may legally operate your vehicle immediately upon completing the call or Internet transaction. The service is available 24 hours a day, seven days a week.

For more information contact:

Bureau of Vehicle Services
Title and Registration Processing Section
Vehicle Registration & Titling Unit
Phil Alioto
(608) 266-2538



Source: Revenue Accounting Unit Audit Reports

The drop in charge card renewals in 1997 was due to the issuance of Sesquicentennial plates, which began December 2, 1996. Sesqui plates were not available with the charge card renewal program. There was apparently a big overlap between the people who wanted to order Sesqui plates and those who normally used the telephone renewal program.

100 Telephone Authorization

What is telephone authorization?

Telephone Authorization (TA) is a call-in procedure that allows registrants to operate on Wisconsin highways without displaying evidence of registration. The program meets a registrant's immediate need to place an unregistered or newly-acquired vehicle into service in an emergency. A TA is available **ONLY** for intra-state operation of motor carriers.

Who is eligible?

- motor trucks and truck tractors and certain other vehicles registering at gross weights of more than 8,000 lbs., under the quarterly or monthly registration system
- first-time registrations, re-registrations, registration renewals, or transfer of ownership involving registration of a vehicle

How is it obtained?

The number in Wisconsin for obtaining a Telephone Authorization is (608) 267-5103. DMV accepts requests between 7:00 a.m. and 4:00 p.m., Monday through Friday, or by recording service during non-business hours. An applicant must provide the department with the following information about the vehicle:

- type, year, make, vehicle identification number
- license plate number or title number
- operating gross weight, and the type (quarterly or consecutive monthly) of registration
- type of operation (private or for-hire) requested

Because all conversations are taped, the DMV cannot authorize a TA on any other phone line.

What does it cost?

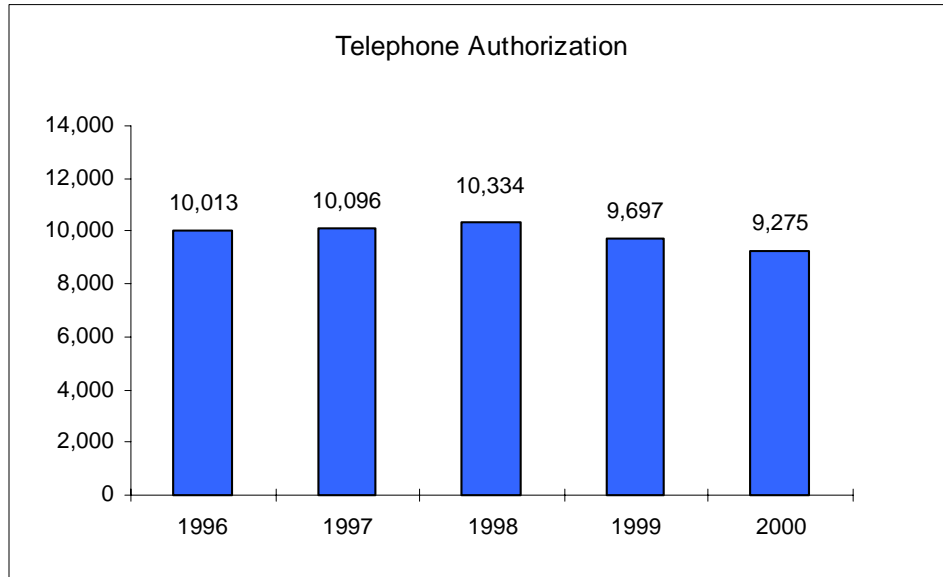
The fee for a TA is \$7.50 per vehicle. If a complete application, with correct fees is received by the DMV before the 15th of the month preceding the expiration of the registration period, the fee will be waived if the DMV fails to return evidence of registration by the beginning of the registration period. There is a late-payment penalty of \$10.

How long is it valid?

A Telephone Authorization remains valid until the applicant receives permanent registration. Application for permanent registration **must** be made within 72 hours of the TA date. If an applicant does not submit the application, with all appropriate fees, including the TA fee, DMV must suspend the vehicle registration. A \$25 reinstatement fee is assessed for each vehicle suspended.

For more information contact:

Bureau of Vehicle Services
Title & Registration Processing Section
Vehicle Registration & Titling Unit
(608) 264-8735



Source: Revenue Accounting Unit Audit Reports

102 Third Party Testing

What is CDL Third Party Testing?

State law allows authorized persons other than employees of the department to administer skills tests to applicants for a commercial drivers license.

What is a CDL Third Party Tester?

A private employer, agency, or person authorized by the department to administer the third party testing program.

Who is a Third Party Examiner?

A person who is employed by a third party tester, who is trained and certified by the department to conduct CDL skills tests.

What is required of Third Party Testers?

A company, agency, or person who wishes to be a tester must meet all department requirements for place of business, employ at least one third party examiner, employ one official who is responsible for the organization's third party testing program, conduct at least 12 CDL skills tests annually, and agree to have their program audited/inspected by the department or FMCSA, with or without prior notice.

Are there special requirements for being a Third Party Examiner?

Third party examiners must hold a valid certificate issued by the department. They must have a CDL of the class, and endorsed for vehicles representative of the type they intend to test. Examiners must have an exemplary driving record. Examiners must have at least two years of experience driving the class of vehicle they intend to test. Third party examiners must receive the same CDL skills test training as employees of the department and conduct the same skills tests. Third party examiners must conduct at least 12 CDL skill tests annually.

What does it cost to be a Third Party Tester?

A third party tester must pay for training costs and annual application fees of \$100 plus \$25 for each examiner they employ. Third party tester authorization expires each year on December 31st.

Do Third Party Testers charge for the tests they conduct?

Third party testers may charge a fee for the skills tests they conduct, but may not exceed the fee set by the department for third party testers. Any charge for providing the applicant with a vehicle to use for the test may be determined by the third party tester. The third party tester retains all fees collected for administering skills tests.

Do Third Party Testers issue the CDL?

Third party testers may only administer the CDL skills test. The driver must make application for a CDL, take the necessary knowledge tests, pay the license fee, and have the license processed at one of the DMV Service Centers.

How many testers and examiners are in the program?

There are 134 testers who employ approximately 240 examiners in the program. (This includes about 140 examiners who are certified to test school buses).

For more information contact:

Bureau of Field Services
Technical and Training Services Section
(608) 266-9831

What is a traffic safety program?

The DMV, along with Dodge County Human Services and the Wisconsin Technical College System (WTCS), administers traffic safety courses to assist individuals in modifying their driving behavior. The courses include:

- Traffic Safety School (TSS) course which reviews basic safe driving concepts
- Group Dynamics course designed for drivers who have been convicted of operating while intoxicated (OWI), and are assessed to be irresponsible drinkers
- Multiple Offender Program (MOP) course for drivers who have been convicted of OWI more than once and are assessed to be irresponsible drinkers
- Basic Rider & Experienced Rider courses (see “Motorcycle License – Class M”)

Where and when are they offered?

These interactive courses are offered throughout the state, primarily through the WTCS. Drivers who receive warning letters about their demerit point status are advised of the school locations on the back of the letter. Drivers convicted of OWI and ordered to take GD or MOP as part of their driver safety plan will be informed of the school or agency to contact by the assessment agency ordering their attendance.

Classes are run daytimes, evenings, and weekends to accommodate most schedules and allow students to complete the classes as soon as possible. In 2000, 3,473 individuals completed the Traffic Safety School; 9,964 the Group Dynamics; and 1,244 the Multiple Offender Program.

Instructors are individuals who have been hired by the WTCS district and are certified by DMV. Instructors are required to have training in driver and safety education, and/or alcohol and other drug treatment education or counseling.

What rules apply to point reduction?

Drivers taking the courses may elect to have their demerit points reduced by three after successful completion of the course. Only motorcycle convictions can be reduced by three points upon completion of a *Basic Rider* or *Experienced Rider Course*. Drivers may only have their points reduced once every five years. The student has 30 days from completion of the course to notify the Department of Transportation of any change in his/her request for point reduction.

Drivers whose licenses have been suspended or revoked for demerit points may not use a point reduction course to regain their driving privileges.

How much do the courses cost?

Fees for these courses are set by the institutions and they vary.

For more information contact:

Bureau of Driver Services
Program Development
John Alley
(608) 266-0614

104 Traffic Violation & Registration Program (TV&RP)

What is the Traffic Violation and Registration Program?

The Traffic Violation and Registration Program (TV&RP) was created by state law in 1981. Under this program, DMV imposes sanctions for unpaid tickets resulting from unpaid non-moving traffic violations (unpaid parking citations).

How does it work?

A court or local authority participating in the program forwards information regarding the unpaid tickets to the department and requests the DMV to:

- suspend the registration of the vehicle involved
- refuse all registration applications, including renewals, made by the owner of the ticketed vehicle, or
- both of the above

How are people notified?

The court or local authority must notify defendants that they have unpaid tickets. If the defendant does not contest the ticket or pay the fine, the authority directs the department to take action. The department then notifies the defendant by letter and by notice on vehicle registration renewal forms.

What happens when tickets are paid?

Once a defendant has paid the forfeiture or appeared in court, the local authority or court notifies the department and vehicle registration privileges are reinstated.

How is the program funded?

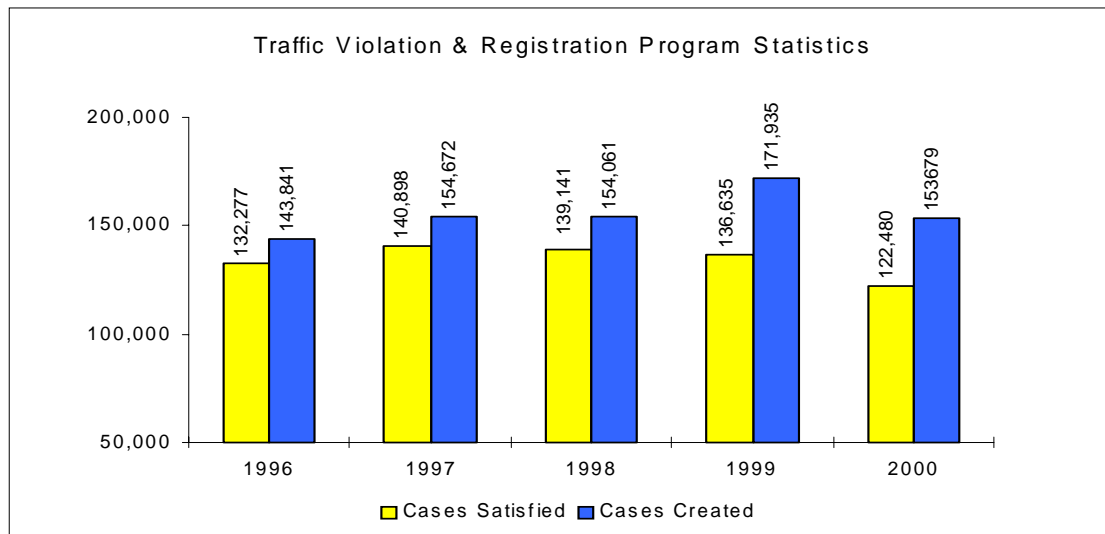
The cost of the program is paid by participating local authorities.

Number of TVRP participants:

In 2000, 342 counties, cities, villages, towns, courts, or other local agencies participated in the program.

For more information contact:

Bureau of Vehicle Services
Special Plates & Parking Citations Unit
(608) 267-9791
special-plates.dmv@dot.state.wi.us



Source: TV & RP Unit Work Statistics

**Transportation Fund Revenue Collected by
The Division of Motor Vehicles**

ITEM	FY 1997	FY 1998	FY 1999	FY 2000
Counter Service Fees	5,003,188	5,229,338	5,403,857	5,584,847
Registration Fees (1 & 2)	173,800,930	200,412,930	203,927,120	222,166,502
Dealer License Fees	777,007	861,648	876,200	879,957
Fast Service Fees	432,346	467,926	477,184	452,265
Domestic - IRP (2)	16,393,068	18,686,945	15,750,903	18,159,572
Foreign - IRP (2)	16,461,329	17,292,300	23,947,397	20,648,107
Supplemental Title Fee	N/A	10,839,418	10,977,353	11,280,020
Traffic Violation & Reg. Fees	718,617	764,320	839,143	758,905
Permit Fees	2,444,228	2,623,466	2,660,658	2,644,611
Telephone Access	80,624	81,065	75,936	73,487
Drivers License Fees	22,004,551	26,346,968	32,350,112	34,711,024
Occupational License Fees	654,573	780,367	800,783	897,672
Disabled ID Cards	498,712	374,619	630,549	666,920
Financial Reinstatement	4,399	7,265	8,571	8,038
Registration Reinstatement Fees	511,176	556,115	613,373	615,188
Abstract Sales (2)	9,217,400	8,586,178	8,608,119	9,467,267
Sales to Other (2)	760,196	1,169,922	1,288,859	583,697
Oversize/Overweight Permits	3,404,266	3,615,715	3,965,105	4,276,146
Salvage Veh. Inspection Fees	<u>289,629</u>	<u>275,997</u>	<u>284,951</u>	<u>296,340</u>
TOTAL	\$ 253,456,239	\$ 298,972,502	\$ 313,216,173	\$ 334,170,565

Notes:

- (1) 7210 Registration Fees: Include registration, renewal, title and lien fees.
- (2) Revenue from Explore were reported in Sales to Others in FY9 and in Abstract Sales in FY0.
- (3) The revenue amounts are net amounts. The following amounts wre retained by the Trustee for higheay bonding purposes.

	FY 1997	FY 1998	FY 1999	FY 2000
Registration Fees	54,253,305	59,352,713	70,757,520	67,566,539
Domestic IRP	6,216,324	5,119,345	6,936,338	9,070,985
Foreign IRP	<u>8,052,199</u>	<u>7,461,422</u>	<u>3,575,016</u>	<u>7,535,504</u>
TOTAL	\$ 68,521,828	\$ 71,933,480	\$ 81,268,874	\$ 84,173,028

For more information contact:

Bureau of Driver Services
Traffic Accident Section
Candy Dyhr
(608) 266-2612

Why vehicle emission testing?

The federal Clean Air Act spells out air quality standards that all areas of the United States must meet. Motor vehicles are one of the major causes of air pollutants in metropolitan areas. Vehicle exhaust emissions include carbon monoxide and hydrocarbons. Vehicle testing assures that in-use vehicle emissions are within specified standards.

Why is emission testing required in southeastern Wisconsin?

Southeastern Wisconsin is one of over 90 metropolitan areas in 35 states with air pollution levels higher than federal health standards. Approximately one-third of the volatile organic compounds (mostly hydrocarbons) and 60% of carbon monoxide present in this area are created by motor vehicles.

The purpose of the Wisconsin Vehicle Inspection Program (VIP) is to identify:

- vehicles that exceed exhaust and evaporative emissions
- prevent registration until vehicles meet emission standards

Who sets emission standards?

The Department of Natural Resources (DNR) sets the emission standards for vehicles. DMV administers the Vehicle Inspection Program.

What vehicles require testing?

Emission tests are required on automobiles and on trucks with a manufactured gross vehicle weight rating of 10,000 pounds or less which are customarily kept in the southeastern Wisconsin counties of Kenosha, Milwaukee, Ozaukee, Sheboygan, Racine, Washington and Waukesha. Exceptions are vehicles manufactured before 1968, diesel-powered vehicles, and motorcycles. Approximately 700,000 tests are performed each year.

Who does the testing and what does it cost?

The DMV contracts with Envirotest Systems Corporation to conduct testing. The DMV audits test equipment at each station weekly to assure accurate testing. The required test is without direct charge to the motorist.

When are vehicles tested?

Vehicles are tested biennially based upon vehicle model year. The testing is required at the time of vehicle registration renewal. Renewal notices indicate if testing is required.

Additionally, vehicles more than 5 model years old are required to be tested at the time of change of ownership. DMV mails a letter outlining the testing requirements to the new owner.

Where are vehicles tested?

There are 12 vehicle inspection test facilities located throughout southeastern Wisconsin with 44 test lanes.

How is the test performed?

When motorists enter the test facility, the lane inspector asks for the registration renewal notice and enters essential information into a computer. The computer automatically selects the proper standards for the vehicle's weight and model year.

The emissions are measured while the vehicle is driven on a treadmill-like device called a dynamometer. The vehicle is operated over a driving cycle at various speeds which resemble typical city driving patterns including acceleration and deceleration. The vehicle's gas cap is also tested to ensure that it seals properly.

After the emission inspection, motorists receive results on a computer-generated report form. This report contains the results of the emissions test and the gas cap inspection.

When vehicles pass both portions of the vehicle inspection, the owner may complete the registration by mail, at the emission test facility, or in person at a DMV Service Center. The computer automatically matches test records from the inspection stations with the DMV's registration records to verify inspection compliance.

What happens to vehicles which fail?

If a vehicle fails either portion of the test, the owner must have emission-related repairs performed and/or replace the gas cap prior to being retested. Satisfactory completion of the test requirements is necessary before vehicle registration renewal. The inspector provides all motorists with an informational brochure at the initial failed test to explain the repair and retest process.

For more information contact:

Bureau of Vehicle Services
Motor Vehicle Inspection Section
I/M Customer Service Representatives at
(414) 266-1080
or
(800) 242-7510

Abbreviations for License Plate Types and Vehicle Types

Plate Type

AMA	Amateur Radio	HFM	Heavy Farm Truck
ANT	Antique	HOB	Hobbyist
APO	Apportioned - Power Unit	ITL	Insert Trailer
ATK	Annual Truck	MBH	Mobile Home
ATL	Annual Trailer	MDH	Medal of Honor
AUT	Automobile	MLG	Military Group
BBX	BX Bus	MNC	Municipal Cycle
BSB	School Bus	MNF	Municipal Fictitious
BUS	Insert Bus	MNO	Municipal Official
CLS	Collector - Special Registration	MPD	Moped
CMP	Camping Trailer	MTM	Motor Home
COL	Collector	MUN	Municipal
CVG	Civilian Group, Endangered Resources, Celebrate Children, and Sesquicentennial	SDV	Special Designed Vehicle
CYC	Motorcycle	SOV	State Owned
DEV	Driver Education	SPX	Special X
DIS	Disabled	SPZ	Special Mobile Equipment - Z
DPF	Dual-Purpose Farm	STL	Semi-trailer
DPV	Dual-Purpose Vehicle	SUX	Special Mobile Equipment - UX
FRM	Farm Truck	TOR	Tractor
FTL	Farm Trailer	TRK	Insert Truck
HEG	Higher Education Group	VET	Disabled Veteran
		WNG	Wisconsin National Guard
		XPW	Ex-Prisoner of War

Vehicle Types

AUTO	Automobile	RDTR	Road Tractor
BUS	Bus	SCBS	School Bus
CAMP	Camping Trailer	SEMI	Semi-trailer
CYCL	Motorcycle	SPDV	Special Design Vehicle
MBHM	Mobile Home	TRAC	Truck Tractor
MTHM	Motorized Home	TRLR	Trailer
MPED	Moped	TRUK	Truck