


# FIELD OBSERVATION OF SAFETY BELT USE IN WISCONSIN

## July 2008



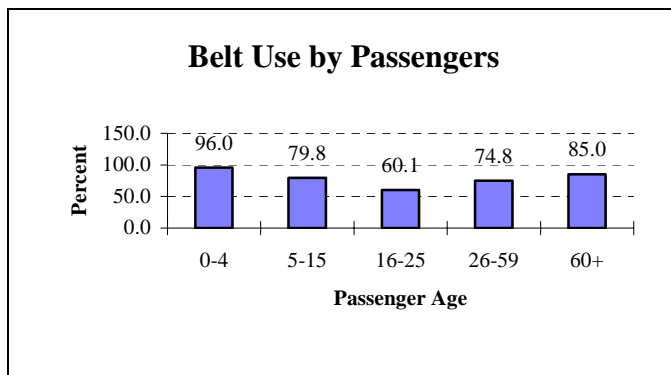
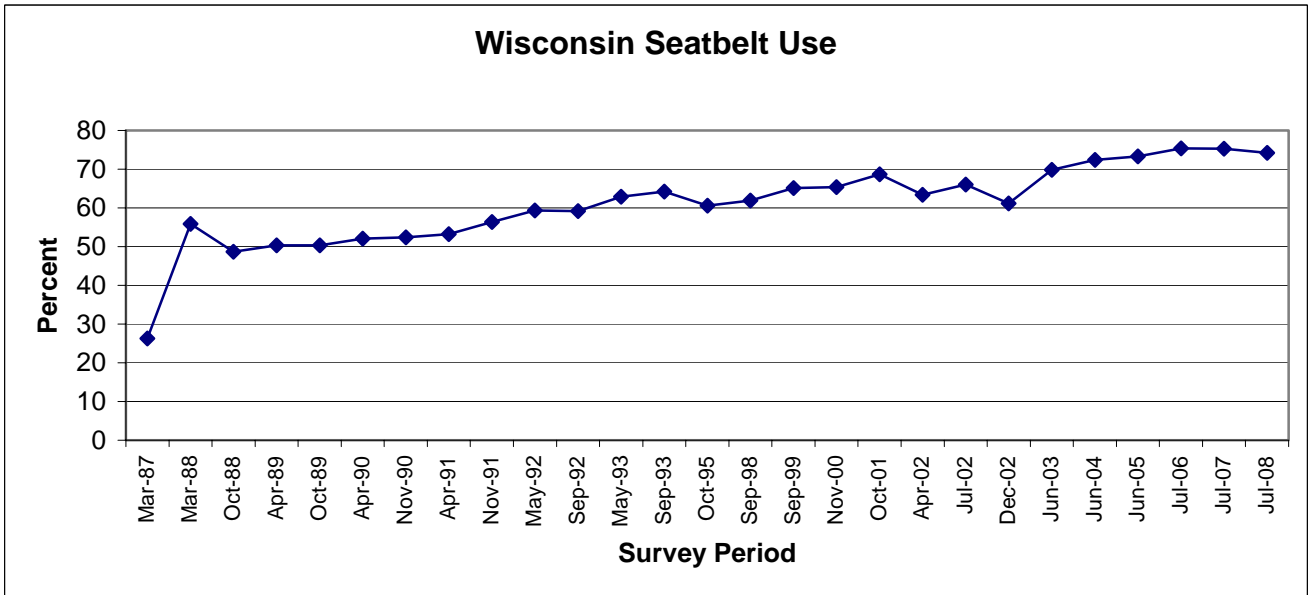
Since March 1987, the Wisconsin Department of Transportation has conducted periodic statewide observation surveys of safety belt use. Wisconsin enacted a mandatory safety belt law in December 1987 and a mandatory child safety seat law in May 1992.

### RESULTS

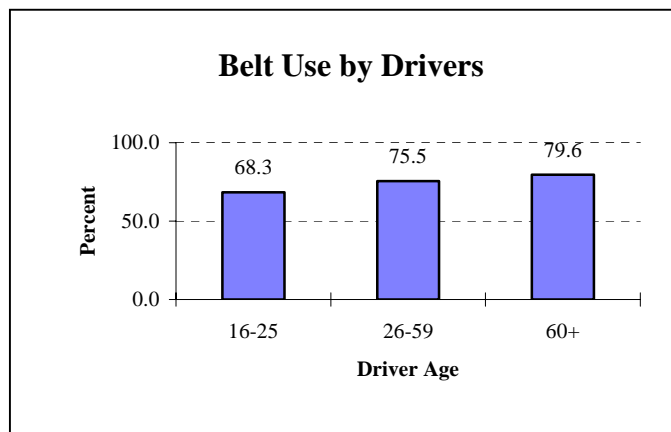
In July 2008, **74.2%** of passenger vehicle occupants (front outboard\*) used their safety belts.

\*Front outboard refers to the driver and the right front seat passenger.

(Note: The chronology on the graph is not to scale due to irregularity in collection dates.)

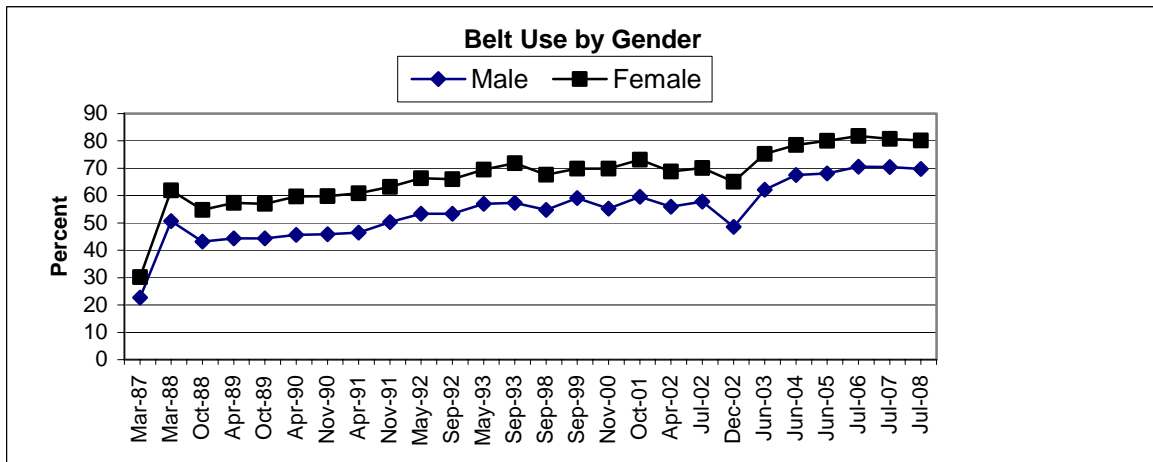


**Belt use is highest (96.0%) among children 0-4 years of age. This includes child safety seat use.** However, a 16-month, nationwide study completed in 2002 by the National Safe Kids Campaign showed that approximately 72.6% of child safety seats are used improperly in the vehicle, creating a situation where a child would be at increased risk of injury in the event of a crash. Please also note the enactment of **2005 Wisconsin Act 106**. This legislation broadly necessitates the use of booster seats for children from 4 through 7 years of age. The outcome of this statute will hopefully increase the percentage of belt use by passengers in the 5-15 age range statewide.



**Belt use is the lowest (68.3%) among drivers ages 16-25.** This group represents 15.8% of licensed drivers, yet accounted for 27.4% of drivers involved in crashes in 2007.

Wisconsin has consistently displayed a gender difference of approximately 10% or more in safety belt use. In the most recent survey, 80.2% of females wore their belts, while only 69.7% of males did.

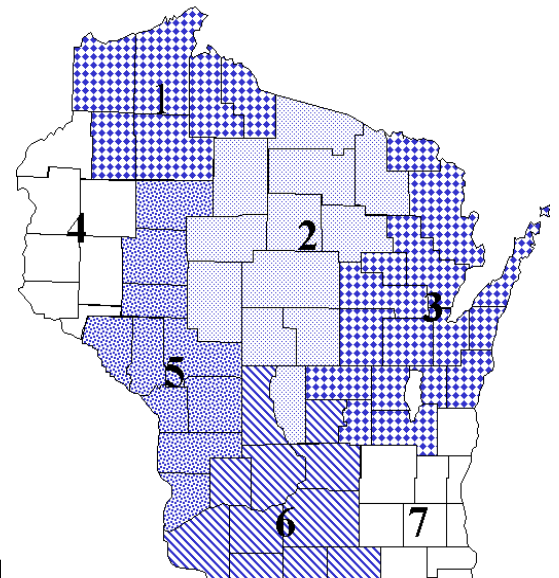


**Belt Use by Region**

Belt use varies by 7% across the state. The Green Bay/Appleton area is highest at 79.2%, and the Madison area is lowest at 72.4%.

Region	Belt Usage 2008 (%)
1 Superior/Northern WI	74.1
2 Wausau/Rhineland	73.0
3 Green Bay/Appleton	79.2
4 Minneapolis/St. Paul	73.9
5 La Crosse/Eau Claire	74.2
6 Madison	72.4
7 Milwaukee	73.5

**Wisconsin Regions**



Occupants of vans were most likely to be wearing their safety belts. 80.4% of front seat van occupants wore safety belts. Occupants of pickup trucks were least likely to use their belts. Little more than half (59.5%) of the occupants of pickup trucks wore safety belts.

