
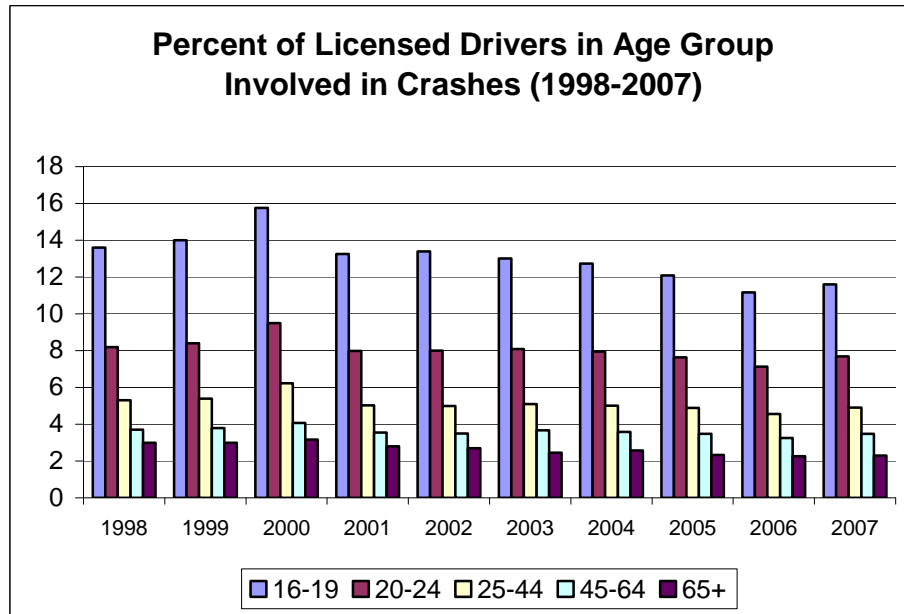


**WISCONSIN CRASH FACTS  
ON THE 16- to 19-YEAR-OLD AGE GROUP  
OCTOBER 2008**



- Historically, for two out of three 16- to 19-year-old drivers killed in motor vehicle crashes, it was their first and last crash.** In 2007, traffic crashes claimed the lives of 91 teens ages 16 - 19. That compares to 88 who were killed in 2006, 98 in 2005, 85 who were killed in 2004, 113 who were killed in 2003, and 109 killed in 2002.
- Drivers between the ages of 16 and 19 are more likely to be in a motor vehicle crash** than other age groups (*Figure 1*). During 2007, 11.6% of all 16- to 19-year-old licensed drivers in Wisconsin had a crash – more than one in nine teen drivers.

*Figure 1*

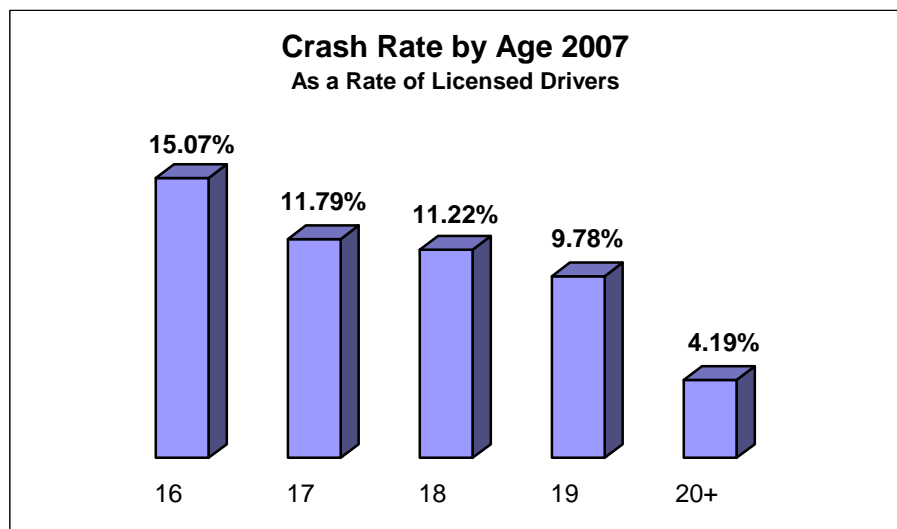


- Compared to drivers in other age groups, teen drivers have more crashes involving high risk factors.** In 2007, only 5.3% of all licensed drivers were between the ages of 16-19 years old. Yet, these drivers accounted for 12% of all drivers in crashes. They also accounted for 8% of all drivers in crashes who were listed as *had been drinking* and 10.4% of those suspected of using other drugs.
- Drivers aged 16 -19 who are involved in crashes are more likely than other drivers to be reported as exceeding the speed limit, driving too fast for conditions, failing to yield right-of-way, failing to control, and driving inattentively** according to the possible contributing circumstances (PCCs) listed on crash reports.

- **Nearly two out of three 16- to 19-year-old passengers killed or seriously injured were in a vehicle driven by another teenager.** Specifically, of the 37 passengers age 16-19 killed in traffic crashes in 2007, 24 (65%) of them were riding in vehicles with drivers under the age of 20. Additionally, 205 passengers age 16-19 suffered incapacitating injuries in crashes in 2007. Sixty-three percent of them were in vehicles driven by teenagers.
- **Peer pressure may affect when teens wear seat belts.** Among teen drivers and their passengers of all ages who were killed or seriously injured in a passenger car or light truck crash in 2007, seat belt use was 65% in driver-only crashes and dropped to 50% when peer passengers were also present in the vehicle.
- **Weekends are more deadly for teens than weekdays.** Fifty-two of the 91 (57%) 16- to 19-year-olds who died in traffic crashes in 2007 died in crashes occurring on Friday, Saturday, or Sunday.
- **Teen drivers tend to crash in the late afternoon.** In both the summer and during the school year, the peak hour for teen driver crashes is 3-4 pm. More crashes involving 16- to 19-year-old drivers occurred on Friday than on any other day of the week.
- **Snowy/slushy/icy road conditions pose special threats for teen drivers.** Relative to the number of licensed drivers by age, a larger percentage of teen drivers crashed during these conditions in January and December of 2007, than did drivers over age 19 (54% vs. 46%).

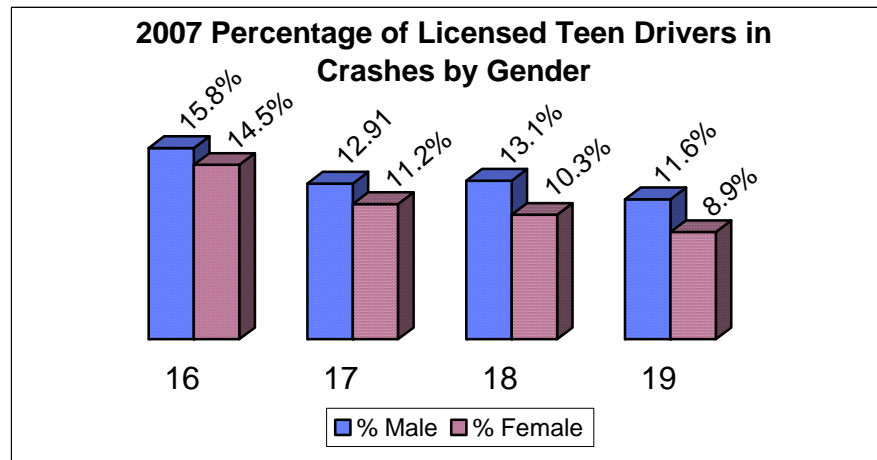
- **Even in the teen years, age matters.** 15.1% of all licensed 16-year-old drivers crash; at age 17, the percentage drops to 11.8%; at age 18, it is down to 11.2%; at age 19, it falls to 9.8%. Among licensed drivers aged 20 and older, the 2007 crash rate was 4.2%. (*Figure 2*).

*Figure 2*



- Male and female circumstances differ.** By individual age, a larger percentage of 16- to 19-year-old male drivers were involved in all types of crashes than female drivers (*Figure 3*). Sixty-two of the 91 (68%) 16- to 19-year-olds killed in 2007 traffic crashes were male. In crashes that proved fatal or incapacitating to a 16- to 19-year-old, 59% of the female victims wore seatbelts; only 42% of the male victims did so.

*Figure 3*



- 16- to 19-year-olds injure 16- to 19-year-olds.** In crashes where 16- to 19-year-olds were driving the vehicle in 2007, 58% of those injured were 16- to 19-year-olds; 79% of injured occupants were under 20 years old.
- On average, a teen driver was involved in a fatal crash every 3.5 days.** About once every 64 minutes a 16- to 19-year-old driver had an injury crash; about once every 32 minutes, a 16- to 19-year-old driver had a property damage crash (*Figure 4*).
- New Wisconsin drivers under the age of 18 obtain their licenses via graduated licensing.** Since all phases of Wisconsin's Graduated Driver Licensing Law took effect in 2000, 16- and 17-year-old drivers must have an additional 30 hours of practice driving time (including 10 hours at night) and hold an instruction permit for at least six months before taking a road test and applying for a probationary driver's license. The probationary license imposes a curfew (no operation between midnight and 5 a.m. except for going to/from school or work) and a passenger restriction (one passenger other than family members) during the first nine months of probationary operation. These limitations are removed for drivers who remain conviction-free or who turn 18. For more information on Wisconsin's graduated driver licensing: <http://www.dot.state.wi.us/dmv/GDLchanges.html>.

## Wisconsin's Crash Clock for 16- to 19-year-olds

*Figure 4*

Frequency of Consequence for 16- to 19-year-olds in 2007	Number of Incidents Involving 16- to 19-year-olds			
	2007	2006	2005	2004
One driver involved in property damage crash every 31.7 minutes	16,599	15,844	17,577	18,581
One driver involved in injury crash every 63.9 minutes	8,229	8,197	9,028	9,893
One 16- to 19-year-old injured every 73.3 minutes	7,171	7,235	7,772	8,418
One driver injured roughly every 2 hours	4,332	4,473	4,893	5,289
One vehicle passenger injured every 3.8 hours	2,317	2,332	2,448	2,731
One passenger killed or injured while a 16-19 year was driving every 6.2 hours	1,410	1,380	1,473	1,705
One pedestrian injured every 2.2 days	168	143	134	117
One motorcyclist injured every 2.2 days	165	124	149	144
One bicyclist injured every 2.5 days	146	117	123	115
One driver involved in a fatal crash every 3.5 days	105	113	110	118
One teen killed every 4 days	91	88	98	85
One driver killed every 7.6 days	48	55	50	63
One moped user injured every 8.5 days	43	43	25	22
One vehicle passenger killed every 9.9 days	37	24	46	15
One pedestrian killed every 6 months	2	7	1	3
One motorcyclist killed every 6 months	2	2	1	4

**WISCONSIN DEPARTMENT OF TRANSPORTATION**  
**Bureau of Transportation Safety / Safety Programs Section**  
 Prepared by Laura C. Andréasson (608) 267-5136

---

The data for this monograph comes from the WisDOT Division of Motor Vehicles Accident Database.